

Standard Select *Intermountain*



Bel Air
4502 Arcadia Canyon Brown

USA Owned. USA Made.



Ponderosa Staggered
5503 Sierra Madre

SIMPLE. *elegant*. SOLUTIONS.

from a company you can trust



Eagle is Curb Appeal and Infinite Choices

- Choose from an extensive collection of profiles, textures and dimensions
- Vast color offering in standard integral, ranges and multi-color blends
- Flat tiles offer a crisp, clean appearance for Modern, Colonial, Craftsman, French Provincial and Tudor architecture
- High profile Barrel tiles are beautiful and timeless, ideal for Mediterranean architecture
- Medium profile tiles complement Modern architectural designs, in addition to large commercial or residential buildings
- Concrete tile is the ideal alternative to slate, wood, stone coated metal, and asphalt roofing materials
- Tile roofs enhance curb appeal and maintain the value of the structure over time

Eagle is Peace of Mind

- USA Owned. USA Made.
- Best warranty in the industry
- Our tile is tested to the highest standards in the industry for fire, high-wind and freeze-thaw protection*
- Our customer service, sales and technical departments are here for you before, during and after the sale
- Our products are affordable and environmentally friendly

*Excludes color bonded/slurry tiles.

Golden Eagle Staggered
1699 Charcoal Range





Flat Profiles

Limitless options without compromise, Eagle's Flat Tile profiles offer graceful beauty, rugged strength and enhanced curb appeal. Available in a vast array of colors from warm earth tones and cool grays to refreshing natural hues ranging from green to eggplant—its crisp appearance complements both traditional and modern architecture. Depending on the look you are after, our Flat Tiles can emulate the texture and style of natural materials such as wood shake, clay and slate – and are a more affordable alternative. See for yourself.

Concrete roof tile never looked so good.

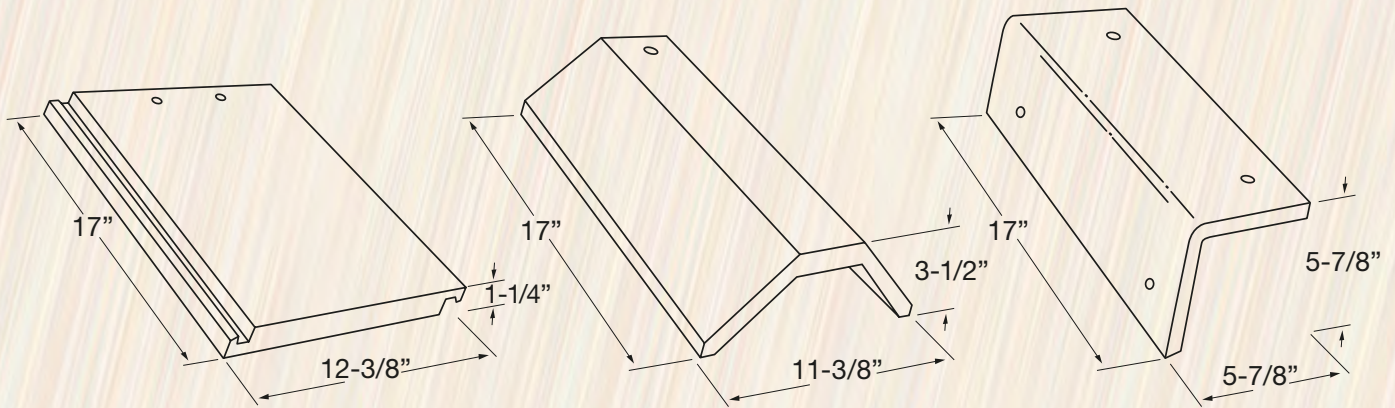


Bel Air
4602 Concord Blend

Bel Air

PER 100 SQ FT | **88.5** Tiles (3" headlap)
970 Pounds (approx.)

Sometimes, the beauty is in the simplicity of the design. The Bel Air profile is a flat, smooth tile that offers clean lines and versatility to use on a variety of different architectural styles. Plus, it allows you to go heavier on other exterior elements such as pavers, stonework and landscaping, all of which will dramatically complement your Bel Air concrete tile roof. The choices are endless!




4502 Arcadia Canyon Brown - Hues of Dark Brown, Black Streaks
T24 Ref: .13 Emi: .94 SRI: 12 A.SRI: **16** CRRC: 0918-0043



NEW
4503 Sierra Madre - Hues of Charcoal, Black Streaks
T24 Ref: .11 Emi: .92 SRI: 9 A.SRI: **12** CRRC: 0918-0111



4511 Flintridge Gray - Hues of Natural Gray, Black Streaks
T24 Ref: .21 Emi: .93 SRI: 22 A.SRI: **20** CRRC: 0918-0003



4520 Weathered Terracotta Flashed - Hues of Light Terracotta, Black, Red Streaks
T24 Ref: .19 Emi: .93 SRI: 19 A.SRI: **20** CRRC: 0918-0038



A.SRI actual: #. A.SRI calculated: #. Yellow highlighted calculation indicates an A.SRI of 16 or greater. *Color bonded/slurry tiles not recommended in locales subject to repeated freeze-thaw cycles. Notice: To ensure your satisfaction with your tile choice, we request you obtain a current tile sample; or request addresses in your area from your local Design Center/Eagle Representative.

Bel Air



4530 Weathered Adobe - Hues of Tan, Rust Streaks

T24 Ref: .23 Emi: .92 SRI: 24 A.SRI: **27** CRRC: 0918-0017



4549 Santa Paula - Hues of Tan, Cream, Brown Streaks

T24 Ref: .20 Emi: .89 SRI: 18 A.SRI: **18** CRRC: 0918-0049



4560 Caliente - Hues of Red, Yellow Streaks

T24 Ref: .28 Emi: .88 SRI: 28 A.SRI: **28** CRRC: 0918-0011



4576 Topanga - Hues of Brown, Black, Peach Streaks


T24 Ref: .15 Emi: .92 SRI: 14 A.SRI: **19** CRRC: 0918-0027



Bel Air
SCB 8402 Santa Cruz Blend



NEW
4588 Garnet Brown Range - Range of Dark Brown
T24 Ref: .12 Emi: .91 SRI: 9 A.SRI: **12** CRRC: 0918-0108



NEW
4591 Dark Gray Range - Range of Dark Gray



4602 Concord Blend - Blend of Charcoal, Tan
T24 Ref: .15 Emi: .92 SRI: 14 A.SRI: **15** CRRC: 0918-0107



4606 Vallejo Range - Range of Dark Purple
T24 Ref: .15 Emi: .92 SRI: 14 A.SRI: **17** CRRC: 0918-0048



4615 Weathered Terracotta Range - Range of Terracotta
T24 Ref: .23 Emi: .87 SRI: 21 A.SRI: **24** CRRC: 0918-0015



NEW
4621 Tehachapi Blend - Blend of Tan, Orange, Dark Brown
T24 Ref: .18 Emi: .89 SRI: 16 A.SRI: **19** CRRC: 0918-0052



NEW
4626 Rancho Cordova Blend - Blend of Green, Gold, Purple
T24 Ref: .17 Emi: .93 SRI: 17 A.SRI: **18** CRRC: 0918-0040



NEW
4634 Kings Canyon Blend - Blend of Dark Green, Tan, Red and Black Streaks
T24 Ref: .13 Emi: .94 SRI: 12 A.SRI: **16** CRRC: 0918-0044




A.SRI actual: #. A.SRI calculated: #. Yellow highlighted calculation indicates an A.SRI of 16 or greater. *Color bonded/slurry tiles not recommended in locales subject to repeated freeze-thaw cycles. Notice: To ensure your satisfaction with your tile choice, we request you obtain a current tile sample; or request addresses in your area from your local Design Center/Eagle Representative.

Bel Air



4636 Piedmont Blend - Blend of Terracotta, Maroon, Brown

T24 Ref: .18 Emi: .90 SRI: 16 A.SRI: **20** CRRC: 0918-0066



4645 Sunrise Blend - Blend of Terracotta, Brown

T24 Ref: .18 Emi: .93 SRI: 18 A.SRI: **22** CRRC: 0918-0030




4646 Sunset Blend - Blend of Medium Terracotta, Brown

T24 Ref: .16 Emi: .94 SRI: 16 A.SRI: **17** CRRC: 0918-0042



4671 Village Blend - Blend of Peachy Tan, Taupe, Brown, Dark Brown

T24 Ref: .17 Emi: .93 SRI: 17 A.SRI: **17** CRRC: 0918-0039




4679 Light Gray Range - Range of Light Gray

T24 Ref: .21 Emi: .93 SRI: 22 A.SRI: **21** CRRC: 0918-0004




4680 Los Padres Blend - Blend of Terracotta, Tan, Gray

T24 Ref: .24 Emi: .91 SRI: 25 A.SRI: **25** CRRC: 0918-0013



4684 San Rafael Blend - Blend of Purple, Tan

T24 Ref: .16 Emi: .91 SRI: 14 A.SRI: **18** CRRC: 0918-0068



4687 Brown Gray Range - Range of Brown, Gray

T24 Ref: .15 Emi: .91 SRI: 13 A.SRI: 15 CRRC: 0918-0028





4689 Brown Range - Range of Brown
T24 Ref: .15 Emi: .92 SRI: 14 A.SRI: 17 CRRC: 0918-0026



4690 Pewter Bronze Blend - Blend of Pewter Gray, Gold
T24 Ref: .17 Emi: .91 SRI: 16 A.SRI: 16 CRRC: 0918-0060



4697 Slate Range - Range of Charcoal
T24 Ref: .15 Emi: .94 SRI: 15 A.SRI: 16 CRRC: 0918-0046



4698 Kona Red Range - Range of Red
T24 Ref: .25 Emi: .83 SRI: 22 A.SRI: 28 CRRC: 0918-0018



Bel Air
4697 Slate Range

Bel Air

NEW



4743 Cocoa Range - Range of Dark Brown

T24 Ref: .12 Emi: .91 SRI: 9 A.SRI: 12 CRRC: 0918-0106



NEW



4773 Walnut Creek Blend - Blend of Tan, Orange, Dark Brown

T24 Ref: .20 Emi: .94 SRI: 21 A.SRI: 23 CRRC: 0918-0037



4804 Rocklin Blend - Blend of Brown, Light Brown, Mocha

T24 Ref: .18 Emi: .94 SRI: 18 A.SRI: 22 CRRC: 0918-0101



4805 Evergreen - Hues of Moss Green, Brown and Black Streaks

T24 Ref: .27 Emi: .93 SRI: 29 A.SRI: 27 CRRC: 0918-0096



Bel Air
4591 Dark Gray Range



NEW

4814 San Pablo Blend - Blend of Golden Tan, Terracotta, Medium Brown, w/Streaks
T24 Ref: .23 Emi: .93 SRI: 24 A.SRI: **26** CRRC: 0918-0092



NEW


4817 La Salle Blend - Blend of Bright Orange, Brown and Tan
T24 Ref: .25 Emi: .91 SRI: 26 A.SRI: **25** CRRC: 0918-0104



4880 Shasta Blend - Blend of Brown, Natural Gray, Tan, w/Streaks
T24 Ref: .20 Emi: .94 SRI: 21 A.SRI: **23** CRRC: 0918-0088




4881 Del Norte Blend - Blend of Maroon, Terracotta, Tan, Brown
T24 Ref: .19 Emi: .94 SRI: 20 A.SRI: **21** CRRC: 0918-0102




4882 Manteca Blend - Blend of Maroon, Brown, Mocha
T24 Ref: .18 Emi: .94 SRI: 18 A.SRI: **21** CRRC: 0918-0099



4883 Hillsborough Blend - Blend of Brown, Natural Gray, Light Brown, w/streaks
T24 Ref: .17 Emi: .94 SRI: 17 A.SRI: **20** CRRC: 0918-0098



4884 Alameda Range - Range of Brown, Natural Gray
T24 Ref: .16 Emi: .94 SRI: 16 A.SRI: **18** CRRC: 0918-0095



NEW

4764 Desert Clay Blend - Blend of Medium Terracotta, Light Brown
T24 Ref: .16 Emi: .94 SRI: 16 A.SRI: **17** CRRC: 0918-0042



A.SRI actual: #. A.SRI calculated: #. Yellow highlighted calculation indicates an A.SRI of 16 or greater. *Color bonded/slurry tiles not recommended in locales subject to repeated freeze-thaw cycles. Notice: To ensure your satisfaction with your tile choice, we request you obtain a current tile sample; or request addresses in your area from your local Design Center/Eagle Representative.




Bel Air
4773 Walnut Creek Blend




NEW
48709 Davenport Blend - Blend of Maroon, Light Terracotta
T24 Ref: .17 Emi: .88 SRI: 14 A.SRI: **17** CRRC: 0918-0076



NEW
SCB 8402 Santa Cruz Blend - Blend of Tan, Reddish Brown, Brown
T24 Ref: .14 Emi: .89 SRI: 11 A.SRI: **16** CRRC: 0918-0058



SCB 8802 Nantucket Blend - Blend of Gray, Tan, Brown
T24 Ref: .14 Emi: .88 SRI: 10 A.SRI: 15 CRRC: 0918-0065



SCB 8805 Seattle Blend - Blend of Green, Taupe, Gray
T24 Ref: .15 Emi: .94 SRI: 15 A.SRI: 15 CRRC: 0918-0036





NEW
SCB 8806 Tucson Blend - Blend of Tan, Terracotta, Mauve
T24 Ref: .20 Emi: .88 SRI: 18 A.SRI: **19** CRRC: 0918-0085



NEW
SCB 8825 Corona Del Mar Blend - Blend of Dark Brown, Tan, Maroon, Brown Streaks
T24 Ref: .14 Emi: .90 SRI: 11 A.SRI: **16** CRRC: 0918-0074



SCB 8826 Augusta Blend - Blend of Grayish Brown, Tan, Maroon
T24 Ref: .19 Emi: .91 SRI: 18 A.SRI: **19** CRRC: 0918-0105



SCB 8827 Tacoma Blend - Blend of Brown, Gray, Taupe
T24 Ref: .15 Emi: .92 SRI: 14 A.SRI: **17** CRRC: 0918-0047



NEW
SMB 8816 San Gabriel Blend - Blend of Golden Yellow, Maroon
T24 Ref: .15 Emi: .93 SRI: 14 A.SRI: **17** CRRC: 0918-0034



NEW
SMB 8820 Santa Clara Blend - Blend of Red, Orange, Beige
T24 Ref: .21 Emi: .83 SRI: 17 A.SRI: **23** CRRC: 0918-0021



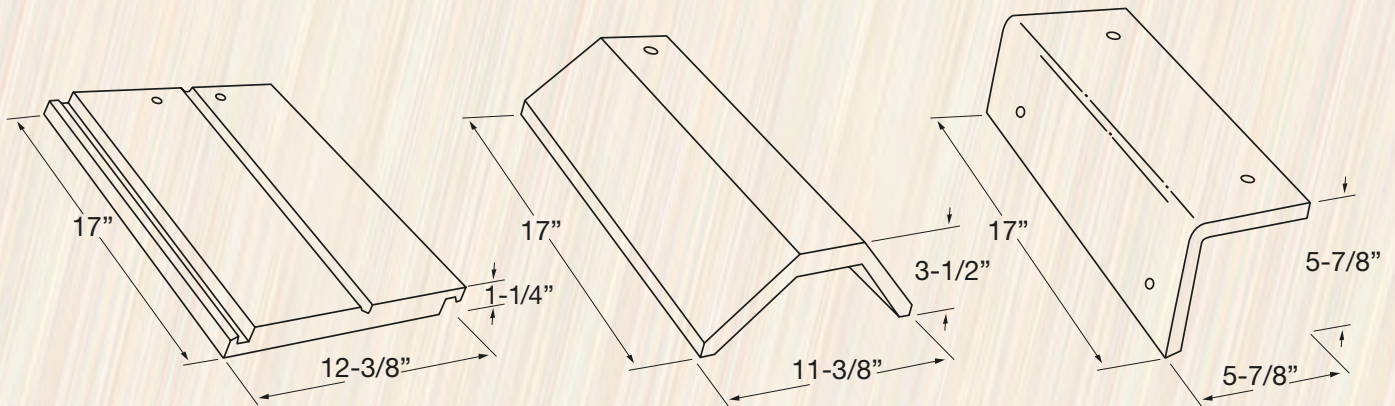


Double Eagle Bel Air
4097 Slate Range

Double Eagle Bel Air

PER 100 SQ FT | **88.5** Tiles (3" headlap)
970 Pounds (approx.)

The Double Eagle Bel Air profile has a smooth surface coupled with a split tile appearance that adds the right amount of subtle differentiation and dimension to a classic look. The best part? It's perfect for any residential or commercial project.



4087 Brown Gray Range - Range of Brown, Gray
T24 Ref: .15 Emi: .91 SRI: 13 A.SRI: 15 CRRC: 0918-0028



4097 Slate Range - Range of Gray
T24 Ref: .15 Emi: .94 SRI: 15 A.SRI: 16 CRRC: 0918-0046



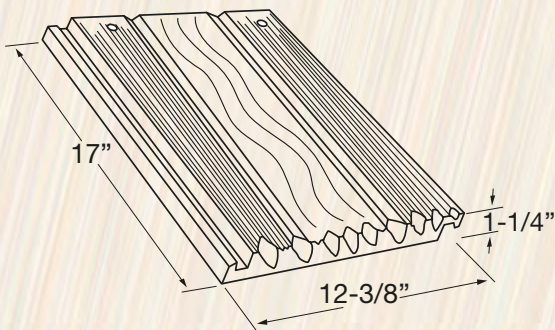


Golden Eagle
1634 Kings Canyon Blend

Golden Eagle

PER 100 SQ FT | **88.5** Tiles (3" headlap)
970 Pounds (approx.)


Emulating an upgraded wood shake look, the Golden Eagle profile combines a smooth, flat surface with a partial broom swept texture that immediately grabs your attention. This type of texture allows you to create an intriguing design that welcomes many different styles from French Provincial to Cozy Cottage and even a Coastal home. This profile is available in deeper shades of charcoal, chocolate, and green which will definitely make a home more inviting!




1530 Weathered Adobe - Hues of Tan, Rust Streaks
T24 Ref: .23 Emi: .92 SRI: 24 A.SRI: **27** CRRC: 0918-0017




1634 Kings Canyon Blend - Blend of Dark Green, Tan, Red and Black Streaks
T24 Ref: .13 Emi: .94 SRI: 12 A.SRI: **16** CRRC: 0918-0044



1687 Brown Gray Range - Range of Brown, Gray
T24 Ref: .15 Emi: .91 SRI: 13 A.SRI: 15 CRRC: 0918-0028



1690 Pewter Bronze Blend - Blend of Pewter Gray, Gold
T24 Ref: .17 Emi: .91 SRI: 16 A.SRI: **16** CRRC: 0918-0060



1699 Charcoal Range - Range of Gray
T24 Ref: .15 Emi: .94 SRI: 15 A.SRI: **16** CRRC: 0918-0046



A.SRI actual: #. A.SRI calculated: #. Yellow highlighted calculation indicates an A.SRI of 16 or greater. *Color bonded/slurry tiles not recommended in locales subject to repeated freeze-thaw cycles. Notice: To ensure your satisfaction with your tile choice, we request you obtain a current tile sample; or request addresses in your area from your local Design Center/Eagle Representative.


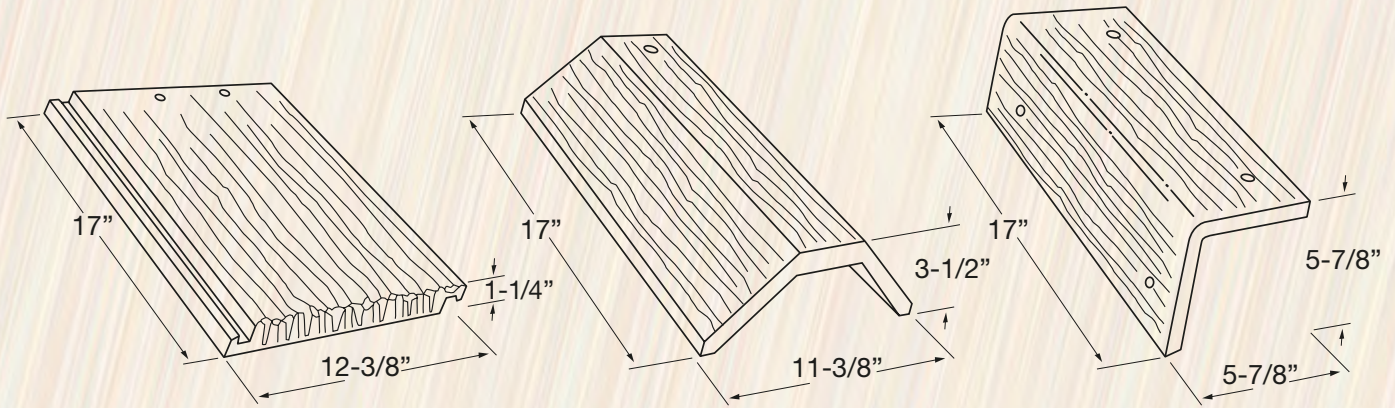


Ponderosa Staggered
5671 Village Blend

Ponderosa

PER 100 SQ FT | **88.5** Tiles (3" headlap)
970 Pounds (approx.)

A more durable and affordable alternative to natural wood shake, our Ponderosa tile has beautifully textured shadow lines that graze its surface to deliver a truly rustic wood appearance. If you are seeking remarkable curb appeal, a Ponderosa roof will complement many architectural styles including Prairie, Craftsman and Bungalow, to name a few.




5502 Arcadia Canyon Brown - Hues of Dark Brown, Black Streaks
T24 Ref: .13 Emi: .94 SRI: 12 A.SRI: **16** CRRC: 0918-0043



5503 Sierra Madre - Hues of Charcoal, Black Streaks
T24 Ref: .11 Emi: .92 SRI: 9 A.SRI: **12** CRRC: 0918-0111



5504 New Cedar - Hues of Tan, Brown Streaks
T24 Ref: .15 Emi: .92 SRI: 14 A.SRI: **15** CRRC: 0918-0110



5511 Flintridge Gray - Hues of Natural Gray, Black Streaks
T24 Ref: .21 Emi: .93 SRI: 22 A.SRI: **20** CRRC: 0918-0003



A.SRI actual: #. A.SRI calculated: #. Yellow highlighted calculation indicates an A.SRI of 16 or greater. *Color bonded/slurry tiles not recommended in locales subject to repeated freeze-thaw cycles. Notice: To ensure your satisfaction with your tile choice, we request you obtain a current tile sample; or request addresses in your area from your local Design Center/Eagle Representative.

Ponderosa

NEW



5522 Terracotta Flashed - Hues of Terracotta, Black Streaks

T24 Ref: .19 Emi: .93 SRI: 19 A.SRI: **21** CRRC: 0918-0033



5530 Weathered Adobe - Hues of Tan, Rust Streaks

T24 Ref: .23 Emi: .92 SRI: 24 A.SRI: **27** CRRC: 0918-0017



5532 Weathered Terracotta - Hues of Terracotta, Gold Flashed

T24 Ref: .24 Emi: .88 SRI: 23 A.SRI: **26** CRRC: 0918-0014




5557 Live Oak - Hues of Rosy Brown, Dark Brown Streaks

T24 Ref: .18 Emi: .90 SRI: 16 A.SRI: **17** CRRC: 0918-0061



5582 Fawn Gray Flashed - Hues of Gray, Yellow Streaks




5602 Concord Blend - Blend of Charcoal, Tan

T24 Ref: .15 Emi: .92 SRI: 14 A.SRI: **15** CRRC: 0918-0107



5634 Kings Canyon Blend - Blend of Dark Green, Tan, Red and Black Streaks

T24 Ref: .13 Emi: .94 SRI: 12 A.SRI: **16** CRRC: 0918-0044



5636 Piedmont Blend - Blend of Terracotta, Maroon, Brown

T24 Ref: .18 Emi: .90 SRI: 16 A.SRI: **20** CRRC: 0918-0066






5645 Sunrise Blend - Blend of Terracotta, Brown
T24 Ref: .18 Emi: .93 SRI: 18 A.SRI: **22** CRRC: 0918-0030



5671 Village Blend - Blend of Peachy Tan, Taupe, Brown, Dark Brown
T24 Ref: .17 Emi: .93 SRI: 17 A.SRI: **17** CRRC: 0918-0039




5687 Brown Gray Range - Range of Brown, Gray
T24 Ref: .15 Emi: .91 SRI: 13 A.SRI: 15 CRRC: 0918-0028




5689 Brown Range - Range of Brown
T24 Ref: .15 Emi: .92 SRI: 14 A.SRI: **17** CRRC: 0918-0026




5690 Pewter Bronze Blend - Blend of Pewter Gray, Gold
T24 Ref: .17 Emi: .91 SRI: 16 A.SRI: **16** CRRC: 0918-0060



5698 Kona Red Range - Range of Red
T24 Ref: .25 Emi: .83 SRI: 22 A.SRI: **28** CRRC: 0918-0018



5699 Charcoal Range - Range of Gray
T24 Ref: .15 Emi: .94 SRI: 15 A.SRI: **16** CRRC: 0918-0046




5808 Tombstone Blend - Blend of Pewter Gray, Bronze, Tan w/Streaks
T24 Ref: .17 Emi: .95 SRI: 18 A.SRI: **20** CRRC: 0918-0097




A.SRI actual: #. A.SRI calculated: #. Yellow highlighted calculation indicates an A.SRI of 16 or greater. *Color bonded/slurry tiles not recommended in locales subject to repeated freeze-thaw cycles. Notice: To ensure your satisfaction with your tile choice, we request you obtain a current tile sample; or request addresses in your area from your local Design Center/Eagle Representative.

Ponderosa



5809 Lomita Range - Range of Light Brown, Medium Brown, Maroon
T24 Ref: .15 Emi: .95 SRI: 15 A.SRI: **18** CRRC: 0918-0093




5810 Avondale Blend - Hues of Brown, Gray, Natural Gray w/Streaks
T24 Ref: .13 Emi: .95 SRI: 13 A.SRI: 15 CRRC: 0918-0094



SCP 8802 Nantucket Blend - Blend of Gray, Tan, Brown
T24 Ref: .14 Emi: .88 SRI: 10 A.SRI: 15 CRRC: 0918-0065



SCP 8803 Arlington Blend - Blend of Gray, Tan, Taupe, Dark Brown
T24 Ref: .13 Emi: .89 SRI: 10 A.SRI: 15 CRRC: 0918-0071



SCP 8804 Hershey Blend - Blend of Reddish Brown, Taupe, Dark Brown
T24 Ref: .12 Emi: .89 SRI: 8 A.SRI: 12 CRRC: 0918-0078





SCP 8805 Seattle Blend - Blend of Green, Taupe, Gray
T24 Ref: .15 Emi: .94 SRI: 15 A.SRI: 15 CRRC: 0918-0036



Staggered Installation

Installing flat tile with a staggered exposure is an easy way to give a home an “Old World” look. While staggered exposure tiles are a natural fit for architectural styles like English Cottage and French Country, this unique look can breathe new life into homes of many varied styles.



It is vitally important that the professional roofing contractor plans the entire roof layout prior to installing tiles, taking into consideration the weight and waste. Approximately half of the tiles on a staggered roof will have a shorter exposure than the other half. It will be essential to calculate the additional tiles required to create a unique staggered exposure roof prior to ordering product. Whether installing a staggered exposure tile roof with battens or without, it is imperative to make proper measurements when preparing the roof for installation. The first course at the eave will be installed normally with a standard exposure. The staggered exposure begins at the second course.

If battens are utilized, the staggered exposure is achieved by installing partial battens (no greater than 12" in length) immediately above the primary course battens beginning on the second course (as seen in upper inset illustration). The tiles with the shorter exposure will hang on the higher partial batten (see image). If a direct-to-deck application is utilized (no battens), a second set of chalk lines will be marked at each course, one line for the normal exposure and one for the staggered exposure tiles. This is based on a 1" stagger.

One more consideration is the water channel at the left side of the tile. The bottom of the water channel will be visible. Leaving this portion of the water channel exposed can detract from the desired look of the staggered roof, especially on steeper roof pitches where a majority of the face of each tile will be visible. If desired, exposed channel can be removed using a saw and/or tile nippers (as seen in lower inset illustration).

In the end, you can rest assured that flat tile with a staggered exposure will create an overall beautiful, unique look to your project.

Please note that although aesthetically stunning, staggered installations are extremely complicated and may cause layout and waterproofing complications. Your Roofing Contractor is ultimately responsible for the planning and proper installation of the tile.

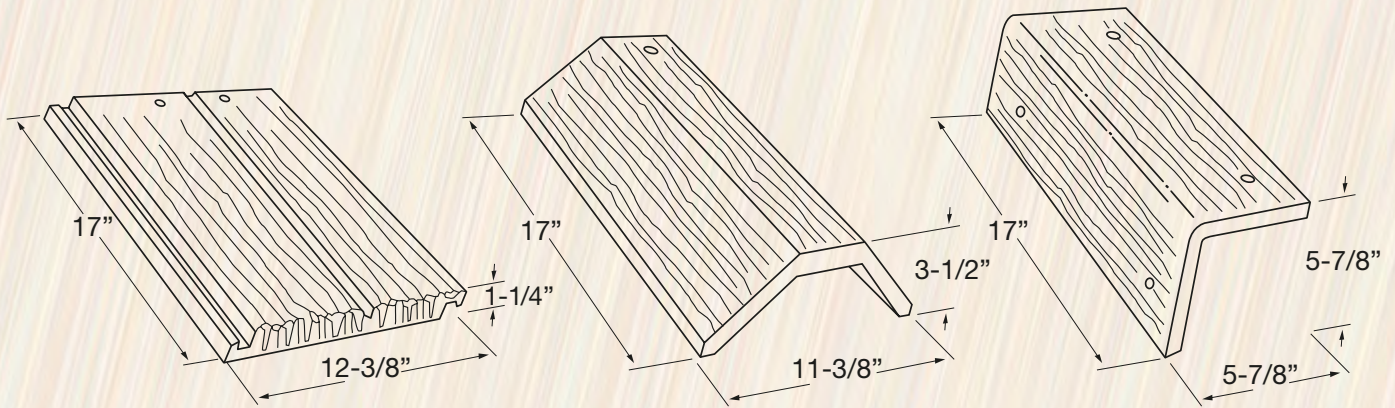


Double Eagle Ponderosa
5087 Brown Gray Range

Double Eagle Ponderosa

PER 100 SQ FT | **88.5** Tiles (3" headlap)
970 Pounds (approx.)

If you are seeking the aesthetics of hand split cedar shake, then Double Eagle Ponderosa is for you! This tile will create a dramatic, classic look that will enhance the appearance of any residential or commercial property while providing you with the durability, sustainability and beauty you desire.



5087 Brown Gray Range - Range of Brown, Gray
T24 Ref: .15 Emi: .91 SRI: 13 A.SRI: 15 CRRC: 0918-0028



5099 Charcoal Range - Range of Gray
T24 Ref: .15 Emi: .94 SRI: 15 A.SRI: **16** CRRC: 0918-0046





This is an inspirational slate photo. Eagle's products in the next few pages will emulate the luxurious nature of slate at a more affordable price.



Slate *Inspiration*

Around for centuries, slate is a beautiful roofing material that has been used on some of the world's greatest buildings. However, the weight and expense of slate has made it an unattainable commodity for many—until now. Eagle Roofing Products has created a distinguished, gorgeous collection that has been inspired by the oldest roofing product on earth. Emulating the look, feel and longevity of natural slate, our Tapered Slate and Textured Slate lines provide contrast and character to your residential or commercial roof in ways that appear subtle, yet distinctive.


Quality craftsmanship and architectural prestige, at a fraction of the cost of real or synthetic slate; that's what you can expect from our Slate Inspired collection.



Tapered Slate
49655 Mount Dora Blend



49718 Catskill - Hues of Moss Green, Dark Green, Green, and White Streaks
T24 Ref: .29 Emi: .91 SRI: 31 A.SRI: 31 CRR: 0918-0103



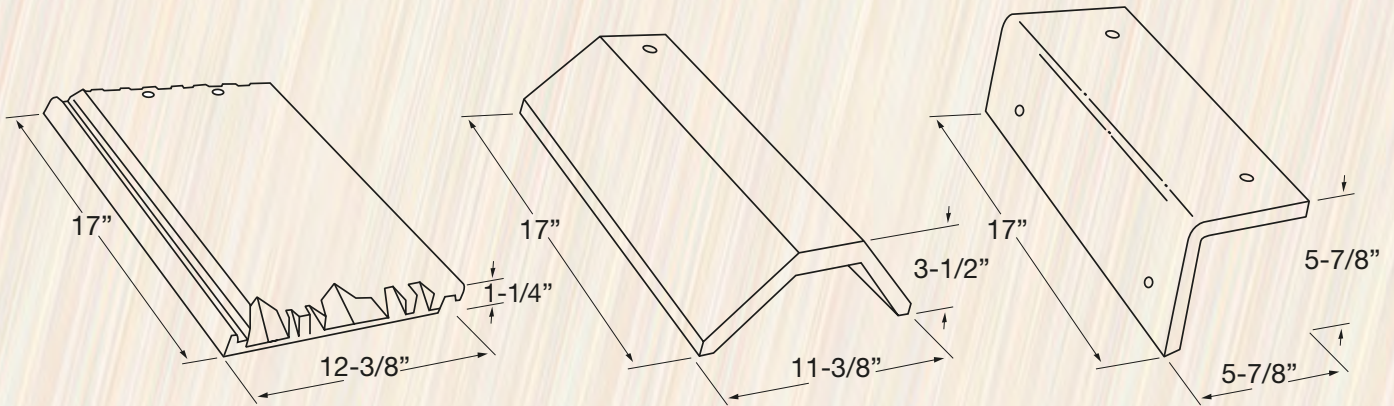
49581 Arcadia Canyon Brown - Hues of Dark Brown, Black Streaks
T24 Ref: .13 Emi: .94 SRI: 12 A.SRI: 16 CRR: 0918-0043



Tapered Slate

PER 100 SQ FT | **88.5** Tiles (3" headlap)
970 Pounds (approx.)

Tapered Slate tile features a beautiful smooth texture, beveled sides and an aggressive chamfered edge treatment that highlights the inherent beauty of traditional slate. Colors range from a variety of timeless earth tones, producing a natural blend of varying depths for a brilliant roof that you will be proud of.



NEW
49595 Dark Charcoal - Hues of Dark Charcoal, Black Streaks



NEW
49602 Concord Blend - Blend of Charcoal, Tan
T24 Ref: .15 Emi: .92 SRI: 14 A.SRI: **15** CRRC: 0918-0107



NEW
49634 Kings Canyon Blend - Blend of Dark Green, Tan, Red and Black Streaks
T24 Ref: .13 Emi: .94 SRI: 12 A.SRI: **16** CRRC: 0918-0044



NEW
49655 Mount Dora Blend - Blend of Gray, White, Black Streaks
T24 Ref: .17 Emi: .93 SRI: 17 A.SRI: **18** CRRC: 0918-0109



A.SRI actual: #. A.SRI calculated: #. Yellow highlighted calculation indicates an A.SRI of 16 or greater. *Color bonded/slurry tiles not recommended in locales subject to repeated freeze-thaw cycles. Notice: To ensure your satisfaction with your tile choice, we request you obtain a current tile sample; or request addresses in your area from your local Design Center/Eagle Representative.



Capistrano
SCC 8830 Albuquerque Blend



S-Profiles

Inspiration that will move you... Eagle's high and medium barrel shaped profiles exude rich colors, unmatched aesthetics and timeless elegance. Whether you are looking to emulate the authentic look of Spanish tile in the Old World or wish for a more contemporary style while mirroring the Mediterranean appearance found in the roofscapes of Italy, France and Greece; you can rest assured that your curb appeal will be the envy of everyone in your neighborhood.

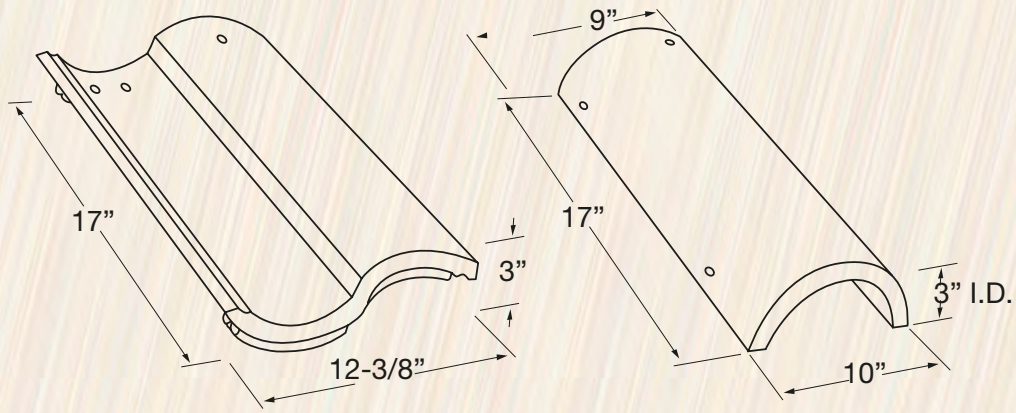


Capistrano
3636 Piedmont Blend

Capistrano

PER 100 SQ FT | **88.5** Tiles (3" headlap)
900 Pounds (approx.)

A high S-profile tile, our Capistrano is semi-cylindrical and is the most traditionally recognized of all tile profiles. While you may think a Capistrano tile roof is suitable for only Spanish or Italian architecture, it actually offers stunning good looks that work well with any style, as it pairs nicely with stucco, stone or brick siding. It is used widely on residential, commercial, military and institutional buildings throughout the United States.



3118 Terracotta Gold* - Hues of Terracotta, Gold Flashed
T24 Ref: .37 Emi: .92 SRI: 42 A.SRI: **35** CRRC: 0918-0002 LEED+



3124 Hilo Sunset* - Hues of Burnt Orange, Brown Flashed



3125 Terracotta* - Hues of Terracotta
T24 Ref: .34 Emi: .87 SRI: 36 A.SRI: **33** CRRC: 0918-0084



3258 Ridgecrest* - Hues of Tan, Cream Flashed
T24 Ref: .51 Emi: .93 SRI: 61 A.SRI: **53** CRRC: 0918-0008 LEED+

A.SRI actual: #. A.SRI calculated: #. Yellow highlighted calculation indicates an A.SRI of 16 or greater. *Color bonded/slurry tiles not recommended in locales subject to repeated freeze-thaw cycles. Notice: To ensure your satisfaction with your tile choice, we request you obtain a current tile sample; or request addresses in your area from your local Design Center/Eagle Representative.

Capistrano

NEW



3511 Flintridge Gray - Hues of Natural Gray, Black Streaks
T24 Ref: .21 Emi: .93 SRI: 22 A.SRI: 20 CRRC: 0918-0003



3520 Weathered Terracotta Flashed - Hues of Light Terracotta, Black, Red Streaks
T24 Ref: .19 Emi: .93 SRI: 19 A.SRI: 20 CRRC: 0918-0038



3522 Terracotta Flashed - Hues of Terracotta, Black Streaks
T24 Ref: .19 Emi: .93 SRI: 19 A.SRI: 21 CRRC: 0918-0033



3523 Dark Terracotta - Hues of Dark Terracotta

NEW




3526 Valencia - Hues of Red Orange, Brown Streaks
T24 Ref: .19 Emi: .89 SRI: 17 A.SRI: 20 CRRC: 0918-0053



3530 Weathered Adobe - Hues of Tan, Rust Streaks
T24 Ref: .23 Emi: .92 SRI: 24 A.SRI: 27 CRRC: 0918-0017



3532 Weathered Terracotta - Hues of Terracotta, Gold Flashed
T24 Ref: .24 Emi: .88 SRI: 23 A.SRI: 26 CRRC: 0918-0014



3538 Corona Red Flashed - Hues of Red, Black Streaks
T24 Ref: .16 Emi: .95 SRI: 16 A.SRI: 17 CRRC: 0918-0035





3549 Santa Paula - Hues of Tan, Cream, Brown Streaks
T24 Ref: .20 Emi: .89 SRI: 18 A.SRI: **18** CRRC: 0918-0049



NEW
3555 Alhambra - Hues of Terracotta, Yellow Streaks
T24 Ref: .22 Emi: .89 SRI: 21 A.SRI: **22** CRRC: 0918-0054



NEW
3560 Caliente - Hues of Red, Yellow Streaks
T24 Ref: .28 Emi: .88 SRI: 28 A.SRI: **28** CRRC: 0918-0011



NEW
3576 Topanga - Hues of Brown, Black, Peach Streaks
T24 Ref: .15 Emi: .92 SRI: 14 A.SRI: **19** CRRC: 0918-0027




3578 Ramona - Hues of Clay Red, Maroon Streaks
T24 Ref: .15 Emi: .93 SRI: 14 A.SRI: **17** CRRC: 0918-0034



3581 Arcadia Canyon Brown - Hues of Dark Brown, Black Streaks
T24 Ref: .13 Emi: .94 SRI: 12 A.SRI: **16** CRRC: 0918-0043



3605 San Benito Blend - Blend of Terracotta, Light Brown
T24 Ref: .20 Emi: .92 SRI: 20 A.SRI: **21** CRRC: 0918-0031



3606 Vallejo Range - Range of Dark Purple
T24 Ref: .15 Emi: .92 SRI: 14 A.SRI: **17** CRRC: 0918-0048



Capistrano



3615 Weathered Terracotta Range - Range of Terracotta

T24 Ref: .23 Emi: .87 SRI: 21 A.SRI: **24** CRRC: 0918-0015



3626 Rancho Cordova Blend - Blend of Green, Gold, Purple

T24 Ref: .17 Emi: .93 SRI: 17 A.SRI: **18** CRRC: 0918-0040



3628 Knoxville Blend - Blend of Gray, Red, Terracotta, Light Brown, Black Streaking

T24 Ref: .20 Emi: .93 SRI: 20 A.SRI: **23** CRRC: 0918-0100



3634 Kings Canyon Blend - Blend of Dark Green, Tan, Red and Black Streaks

T24 Ref: .13 Emi: .94 SRI: 12 A.SRI: **16** CRRC: 0918-0044




3636 Piedmont Blend - Blend of Terracotta, Maroon, Brown

T24 Ref: .18 Emi: .90 SRI: 16 A.SRI: **20** CRRC: 0918-0066



3645 Sunrise Blend - Blend of Terracotta, Brown

T24 Ref: .18 Emi: .93 SRI: 18 A.SRI: **22** CRRC: 0918-0030



3646 Sunset Blend - Blend of Medium Terracotta, Brown

T24 Ref: .16 Emi: .94 SRI: 16 A.SRI: **17** CRRC: 0918-0042



3680 Los Padres Blend - Blend of Terracotta, Tan, Gray

T24 Ref: .24 Emi: .91 SRI: 25 A.SRI: **25** CRRC: 0918-0013





3684 San Rafael Blend - Blend of Purple, Tan
T24 Ref: .16 Emi: .91 SRI: 14 A.SRI: **18** CRRC: 0918-0068



3687 Brown Gray Range - Range of Brown, Gray
T24 Ref: .15 Emi: .91 SRI: 13 A.SRI: 15 CRRC: 0918-0028



3689 Brown Range - Range of Brown
T24 Ref: .15 Emi: .92 SRI: 14 A.SRI: **17** CRRC: 0918-0026




3690 Pewter Bronze Blend - Blend of Pewter Gray, Gold
T24 Ref: .17 Emi: .91 SRI: 16 A.SRI: **16** CRRC: 0918-0060



Capistrano
3626 Rancho Cordova Blend

Capistrano



3697 Slate Range - Range of Charcoal

T24 Ref: .15 Emi: .94 SRI: 15 A.SRI: **16** CRRC: 0918-0046



3698 Kona Red Range - Range of Red

T24 Ref: .25 Emi: .83 SRI: 22 A.SRI: **28** CRRC: 0918-0018



3702 Calabar Blend - Hues of Medium Brown, Rust Blend, Yellow Streaks

T24 Ref: .18 Emi: .88 SRI: 15 A.SRI: **20** CRRC: 0918-0063



3723 Adobe Blend - Blends of Maroon, Terracotta, Gray, Gold

T24 Ref: .17 Emi: .92 SRI: 16 A.SRI: **16** CRRC: 0918-0045



Capistrano
3723 Adobe Blend

NEW



3743 Cocoa Range - Range of Dark Brown

T24 Ref: .12 Emi: .91 SRI: 9 A.SRI: 12 CRRC: 0918-0106



3773 Walnut Creek Blend - Blend of Tan, Orange, Dark Brown

T24 Ref: .20 Emi: .94 SRI: 21 A.SRI: 23 CRRC: 0918-0037




3813 San Mateo Blend - Blend of Brown, Red, Tan, Light Terracotta

T24 Ref: .19 Emi: .93 SRI: 19 A.SRI: 21 CRRC: 0918-0090



3814 San Pablo Blend - Blend of Golden Tan, Terracotta, Medium Brown, w/Streaks

T24 Ref: .23 Emi: .93 SRI: 24 A.SRI: 26 CRRC: 0918-0092



3815 Red Bluff Blend - Blend of Maroon, Mocha, Terracotta, w/Streaks

T24 Ref: .22 Emi: .93 SRI: 23 A.SRI: 23 CRRC: 0918-0089



3816 San Ramon Range - Range of Dark Brown, Tan, Terracotta, Light Terracotta

T24 Ref: .19 Emi: .94 SRI: 20 A.SRI: 23 CRRC: 0918-0091




NEW



3817 La Salle Blend - Blend of Bright Orange, Brown and Tan

T24 Ref: .25 Emi: .91 SRI: 26 A.SRI: 25 CRRC: 0918-0104



37646 Desert Clay Blend - Blend of Medium Terracotta, Light Brown

T24 Ref: .16 Emi: .94 SRI: 16 A.SRI: 17 CRRC: 0918-0042



A.SRI actual: #. A.SRI calculated: #. Yellow highlighted calculation indicates an A.SRI of 16 or greater. *Color bonded/slurry tiles not recommended in locales subject to repeated freeze-thaw cycles. Notice: To ensure your satisfaction with your tile choice, we request you obtain a current tile sample; or request addresses in your area from your local Design Center/Eagle Representative.

Capistrano

Capistrano
SCC 8830 Albuquerque Blend



NEW



38709 Davenport Blend - Blend of Maroon, Light Terracotta
T24 Ref: .17 Emi: .88 SRI: 14 A.SRI: **17** CRRC: 0918-0076



NEW



SCC 8805 Seattle Blend - Blend of Green, Taupe, Gray
T24 Ref: .15 Emi: .94 SRI: 15 A.SRI: 15 CRRC: 0918-0036



SCC 8806 Tucson Blend - Blend of Tan, Terracotta, Mauve
T24 Ref: .20 Emi: .88 SRI: 18 A.SRI: **19** CRRC: 0918-0085




NEW



SCC 8825 Corona Del Mar Blend - Blend of Dark Brown, Tan, Maroon, Brown Streaks
T24 Ref: .14 Emi: .90 SRI: 11 A.SRI: **16** CRRC: 0918-0074




SCC 8830 Albuquerque Blend - Blend of Dark Brown, Terracotta, Maroon
T24 Ref: .17 Emi: .90 SRI: 15 A.SRI: **19** CRRC: 0918-0050



SMC 8402 Santa Cruz Blend - Blend of Tan, Reddish Brown, Brown
T24 Ref: .14 Emi: .89 SRI: 11 A.SRI: **16** CRRC: 0918-0058



NEW



SMC 8816 San Gabriel Blend - Blend of Golden Yellow, Maroon
T24 Ref: .15 Emi: .93 SRI: 14 A.SRI: **17** CRRC: 0918-0034



SMC 8820 Santa Clara Blend - Blend of Red, Orange, Beige
T24 Ref: .21 Emi: .83 SRI: 17 A.SRI: **23** CRRC: 0918-0021



A.SRI actual: #. A.SRI calculated: #. Yellow highlighted calculation indicates an A.SRI of 16 or greater. *Color bonded/slurry tiles not recommended in locales subject to repeated freeze-thaw cycles. Notice: To ensure your satisfaction with your tile choice, we request you obtain a current tile sample; or request addresses in your area from your local Design Center/Eagle Representative.

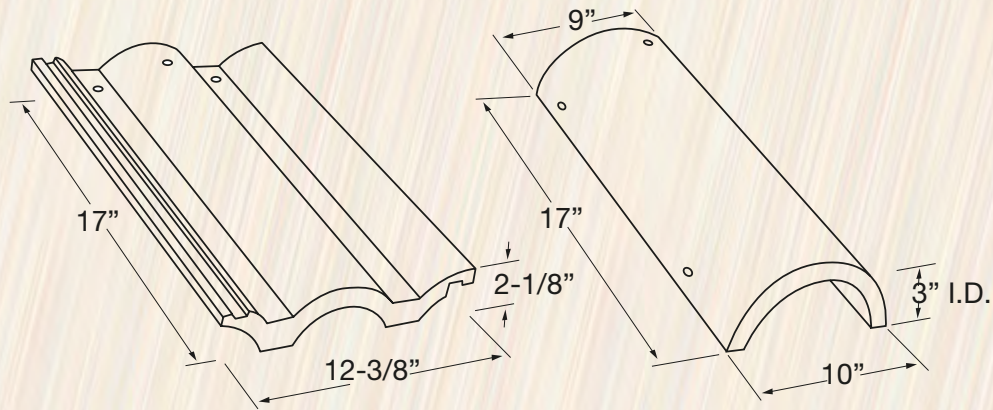
Malibu
2526 Valencia



Malibu

PER 100 SQ FT | 88 Tiles (3" headlap)
903 Pounds (approx.)

Malibu tile has gentle curves, which adds visual interest and striking effects, easily complementing modern architectural designs and large buildings. It's particularly effective on distinctive homes, apartments, hotels, places of worship and commercial structures. It's the best of both worlds, where Mediterranean meets Contemporary.



2118 Terracotta Gold* - Hues of Terracotta, Gold Flashed
T24 Ref: .37 Emi: .92 SRI: 42 A.SRI: 35 CRRC: 0918-0002 LEED+ CRRC RATED



2124 Hilo Sunset* - Hues of Burnt Orange, Brown Flashed



2209 Arrowhead Gray* - Hues of Gray, Smoke Gray Flashed



2258 Ridgecrest* - Hues of Tan, Cream Flashed
T24 Ref: .51 Emi: .93 SRI: 61 A.SRI: 53 CRRC: 0918-0008 LEED+ CRRC RATED

A.SRI actual: #. A.SRI calculated: #. Yellow highlighted calculation indicates an A.SRI of 16 or greater. *Color bonded/slurry tiles not recommended in locales subject to repeated freeze-thaw cycles. Notice: To ensure your satisfaction with your tile choice, we request you obtain a current tile sample; or request addresses in your area from your local Design Center/Eagle Representative.

Malibu

NEW



2511 Flintridge Gray - Hues of Natural Gray, Black Streaks

T24 Ref: .21 Emi: .93 SRI: 22 A.SRI: 20 CRRC: 0918-0003




2520 Weathered Terracotta Flashed - Hues of Light Terracotta, Black, Red Streaks

T24 Ref: .19 Emi: .93 SRI: 19 A.SRI: 20 CRRC: 0918-0038



2522 Terracotta Flashed - Hues of Terracotta, Black Streaks

T24 Ref: .19 Emi: .93 SRI: 19 A.SRI: 21 CRRC: 0918-0033



2523 Dark Terracotta - Hues of Dark Terracotta



2526 Valencia - Hues of Red Orange, Brown Streaks

T24 Ref: .19 Emi: .89 SRI: 17 A.SRI: 20 CRRC: 0918-0053




2530 Weathered Adobe - Hues of Tan, Rust Streaks

T24 Ref: .23 Emi: .92 SRI: 24 A.SRI: 27 CRRC: 0918-0017



2549 Santa Paula - Hues of Tan, Cream, Brown Streaks

T24 Ref: .20 Emi: .89 SRI: 18 A.SRI: 18 CRRC: 0918-0049



2555 Alhambra - Hues of Terracotta, Yellow Streaks

T24 Ref: .22 Emi: .89 SRI: 21 A.SRI: 22 CRRC: 0918-0054





NEW

2560 Caliente - Hues of Red, Yellow Streaks

T24 Ref: .28 Emi: .88 SRI: 28 A.SRI: **28** CRRC: 0918-0011



NEW

2576 Topanga - Brown, Black, Peach Streaks

T24 Ref: .15 Emi: .92 SRI: 14 A.SRI: **19** CRRC: 0918-0027



2578 Ramona - Clay Red, Maroon Streaks

T24 Ref: .15 Emi: .93 SRI: 14 A.SRI: **17** CRRC: 0918-0034




2581 Arcadia Canyon Brown - Hues of Dark Brown, Black Streaks

T24 Ref: .13 Emi: .94 SRI: 12 A.SRI: **16** CRRC: 0918-0043



2605 San Benito Blend - Blend of Terracotta, Light Brown

T24 Ref: .20 Emi: .92 SRI: 20 A.SRI: **21** CRRC: 0918-0031




2606 Vallejo Range - Range of Dark Purple

T24 Ref: .15 Emi: .92 SRI: 14 A.SRI: **17** CRRC: 0918-0048



2615 Weathered Terracotta Range - Range of Terracotta

T24 Ref: .23 Emi: .87 SRI: 21 A.SRI: **24** CRRC: 0918-0015



NEW

2626 Rancho Cordova Blend - Blend of Green, Gold, Purple

T24 Ref: .17 Emi: .93 SRI: 17 A.SRI: **18** CRRC: 0918-0040



A.SRI actual: #. A.SRI calculated: #. Yellow highlighted calculation indicates an A.SRI of 16 or greater. *Color bonded/slurry tiles not recommended in locales subject to repeated freeze-thaw cycles. Notice: To ensure your satisfaction with your tile choice, we request you obtain a current tile sample; or request addresses in your area from your local Design Center/Eagle Representative.

Malibu



2634 Kings Canyon Blend - Blend of Dark Green, Tan, Red and Black Streaks

T24 Ref: .13 Emi: .94 SRI: 12 A.SRI: **16** CRRC: 0918-0044



2636 Piedmont Blend - Blend of Terracotta, Maroon, Brown

T24 Ref: .18 Emi: .90 SRI: 16 A.SRI: **20** CRRC: 0918-0066



2645 Sunrise Blend - Blend of Terracotta, Brown

T24 Ref: .18 Emi: .93 SRI: 18 A.SRI: **22** CRRC: 0918-0030




2646 Sunset Blend - Blend of Medium Terracotta, Brown

T24 Ref: .16 Emi: .94 SRI: 16 A.SRI: **17** CRRC: 0918-0042




2680 Los Padres Blend - Blend of Terracotta, Tan, Gray

T24 Ref: .24 Emi: .91 SRI: 25 A.SRI: **25** CRRC: 0918-0013




2684 San Rafael Blend - Blend of Purple, Tan

T24 Ref: .16 Emi: .91 SRI: 14 A.SRI: **18** CRRC: 0918-0068



2687 Brown Gray Range - Range of Brown, Gray

T24 Ref: .15 Emi: .91 SRI: 13 A.SRI: 15 CRRC: 0918-0028



2689 Brown Range - Range of Brown

T24 Ref: .15 Emi: .92 SRI: 14 A.SRI: **17** CRRC: 0918-0026





2690 Pewter Bronze Blend - Blend of Pewter Gray, Gold
T24 Ref: .17 Emi: .91 SRI: 16 A.SRI: **16** CRRC: 0918-0060



2697 Slate Range - Range of Charcoal
T24 Ref: .15 Emi: .94 SRI: 15 A.SRI: **16** CRRC: 0918-0046



2698 Kona Red Range - Range of Red
T24 Ref: .25 Emi: .83 SRI: 22 A.SRI: **28** CRRC: 0918-0018



2702 Calabar Blend - Hues of Medium Brown, Rust Blend, Yellow Streaks
T24 Ref: .18 Emi: .88 SRI: 15 A.SRI: **20** CRRC: 0918-0063



Malibu
 2697 Slate Range

Malibu



2723 Adobe Blend - Blend of Maroon, Terracotta, Gray, Gold
T24 Ref: .17 Emi: .92 SRI: 16 A.SRI: **16** CRRC: 0918-0045



NEW
2743 Cocoa Range - Range of Dark Brown
T24 Ref: .12 Emi: .91 SRI: 9 A.SRI: **12** CRRC: 0918-0106




2773 Walnut Creek Blend - Blend of Tan, Orange, Dark Brown
T24 Ref: .20 Emi: .94 SRI: 21 A.SRI: **23** CRRC: 0918-0037




NEW
SCM 8805 Seattle Blend - Blend of Green, Taupe, Gray
T24 Ref: .15 Emi: .94 SRI: 15 A.SRI: **15** CRRC: 0918-0036




SCM 8806 Tucson Blend - Blend of Tan, Terracotta, Mauve
T24 Ref: .20 Emi: .88 SRI: 18 A.SRI: **19** CRRC: 0918-0085



NEW
SCM 8825 Corona Del Mar Blend - Blend of Dark Brown, Tan, Maroon, Brown Streaks
T24 Ref: .14 Emi: .90 SRI: 11 A.SRI: **16** CRRC: 0918-0074



SCM 8830 Albuquerque Blend - Blend of Dark Brown, Terracotta, Maroon
T24 Ref: .17 Emi: .90 SRI: 15 A.SRI: **19** CRRC: 0918-0050



SMM 8402 Santa Cruz Blend - Blend of Tan, Reddish Brown, Brown
T24 Ref: .14 Emi: .89 SRI: 11 A.SRI: **16** CRRC: 0918-0058





SMM 8816 San Gabriel Blend - Blend of Golden Yellow, Maroon

T24 Ref: .15 Emi: .93 SRI: 14 A.SRI: 17 CRRC: 0918-0034



Malibu
2581 Arcadia Canyon Brown

A.SRI actual: #. A.SRI calculated: #. Yellow highlighted calculation indicates an A.SRI of 16 or greater. *Color bonded/slurry tiles not recommended in locales subject to repeated freeze-thaw cycles. Notice: To ensure your satisfaction with your tile choice, we request you obtain a current tile sample; or request addresses in your area from your local Design Center/Eagle Representative.





Signature Blends of Blends

Lush Blends + Personal Style = Stunning Color Combinations

A refined twist to playing with color, our Signature Blends of Blends line emulates the classic look of real clay tiles with natural blends that allow greater flexibility in creating the most traditional to the most contemporary of roof designs. Use our virtually limitless color palette to create a distinct blend for your residential or commercial project. A handcrafted work of art, we encourage you to go ahead and explore the possibilities.

Inspiration That Commands Attention

Oakey browns, warm coppers, rusty golds, charcoal hues, plum undertones...

This is just a snippet of the color options you have at your disposal to create your own custom Signature Blends of Blends. Your sense of style will shine through with captivating color blends that will make your roof and your home uniquely yours.

Achieving the Signature Blends of Blends Appearance

The blends featured are a small sampling of the vast color possibilities available. Note some colors may not be available in your area. To create your own Signature Blends of Blends look, we encourage you to contact your local Eagle Account Representative who can assist you in this process. Signature Blends of Blends do not come pre-packaged or blended in the pallet and are to be purchased individually. Eagle Roofing Products recommends that you discuss the design effect and percentage of each color with your Roofer, prior to installation, to ensure that you achieve the desired look and that no hot spots (patches of color that undo the blended effect) are created. Your Roofing Contractor is responsible for blending the colors during the loading of and installation of the tiles in order to create the Signature Blends of Blends design, ensuring that the placement of the tile is completed in an aesthetically pleasing manner.






SCC 8830 Albuquerque Blend - Blend of Dark Brown, Terracotta, Maroon

SMC 8820 Santa Clara - Blend of Red, Orange, Beige




SCC 8830 Albuquerque Blend
SMC 8820 Santa Clara

SCC 8830 Albuquerque Blend
SMC 8402 Santa Cruz



SCC 8830 Albuquerque Blend - Blend of Dark Brown, Terracotta, Maroon

SMC 8402 Santa Cruz - Blend of Tan, Reddish Brown, Brown



Signature Blends of Blends



SCC 8806 Tucson Blend - Blend of Tan, Terracotta, Mauve



3605 San Benito Blend - Blend of Terracotta, Light Brown

SCC 8806 Tucson Blend
3605 San Benito Blend

SCC 8806 Tucson Blend
3636 Piedmont Blend



SCC 8806 Tucson Blend - Blend of Tan, Terracotta, Mauve




3636 Piedmont Blend - Blend of Terracotta, Maroon, Brown




37646 Desert Clay Blend - Blend of Medium Terracotta, Light Brown

3814 San Pablo Blend - Blend of Golden Tan, Terracotta, Medium Brown, W/Streaks



37646 Desert Clay Blend
3814 San Pablo Blend

37646 Desert Clay Blend
3645 Sunrise Blend




37646 Desert Clay Blend - Blend of Medium Terracotta, Light Brown

3645 Sunrise Blend - Blend of Terracotta, Brown




Signature Blends of Blends





47646 Desert Clay Blend - Blend of *Medium Terracotta, Light Brown*

4814 San Pablo Blend - Blend of *Golden Tan, Terracotta, Medium Brown, W/Streaks*




47646 Desert Clay Blend
4814 San Pablo Blend

SCB 8806 Tucson Blend
4636 Piedmont Blend



SCB 8806 Tucson Blend - Blend of *Tan, Terracotta, Mauve*

4636 Piedmont Blend - Blend of *Terracotta, Maroon, Brown*






47646 Desert Clay Blend - Blend of Medium Terracotta, Light Brown




4645 Sunrise Blend - Blend of Terracotta, Brown

47646 Desert Clay Blend
4645 Sunrise Blend

4634 Kings Canyon Blend
4690 Pewter Bronze Blend



4634 Kings Canyon Blend - Blend of Dark Green, Tan, Red and Black Streaks



4690 Pewter Bronze Blend - Blend of Pewter Gray, Gold



Capistrano—Boosted
3645 Sunrise Blend



Boosted Capistrano Accessories

Seeking the genuine look of old Spanish tile without the premium cost of a clay roof? Realize your vision with Eagle's Boosted Capistrano. Your home will dazzle with rustic touches of Old World charm that bring the genuine look of natural clay to life. All this with the peace of mind that your concrete tile roof is designed to last the life of your structure, while adding undeniable character to your exterior space.

Boosted Capistrano Accessories

It's easy to create the beauty of an authentic mortar-boosted clay roof with our Boosted Capistrano accessory pieces. Available in a wide range of colors, these pieces were designed to complement your Capistrano tile. For best results, mix your Boosted color and base color as this will add to the authenticity of your roof.

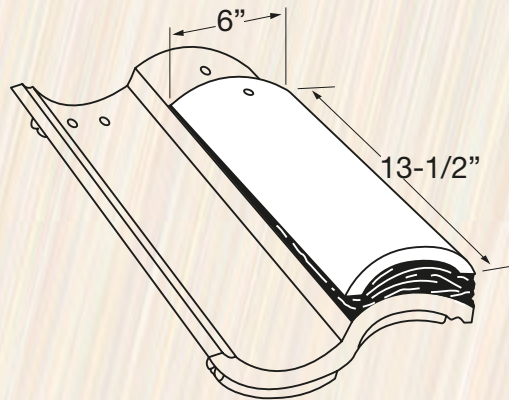
Considerations:

- Choose a Boosted accessory piece to go with your base tile. For color options, please contact an Eagle Account Representative.
- Decide on the look that you want. Prefer a neater treatment? Want a more authentic look?
- Decide how much boost you would like.

No matter what type of Boosted application you choose, your new Eagle Boosted Capistrano roof will be sure to impress.

% used on roof	Approx. installed weight field tile per 100 sq ft
10% Application	990
20% Application	1080
30% Application	1170

Each Boosted piece weighs approximately 4.8 lbs.



Close-Up of Boosted Eave



approx. 10% Overall Boost | approx. 990 lbs per square




approx. 20% Overall Boost | approx. 1080 lbs per square



approx. 30% Overall Boost | approx. 1170 lbs per square





About Title 24

California's Title 24 energy standards address the energy efficiency of new construction of, and additions and alterations to, homes and commercial buildings. Since buildings are one of the major contributors to electricity demand, the goal of Title 24 is to reduce energy consumption in California for its energy future.

Creating a Greener California

2013 California Title 24, Part 6 Requirements — Understanding How It Affects You

Effective July 1, 2014, the Title 24 Roofing Code establishes new requirements to promote the installation of “Cool Roofs” in Low Rise Residential Steep Slope Construction. Cool Roofs are roofs consisting of materials that reflect the sun's energy from the roof surface, as well as have high emissivity, allowing them to emit infrared energy. Thus, significantly reducing energy costs and urban heat islands.

Eagle Roofing Products is committed to adhering to the California Energy Commission's energy standards by providing our Customers with Cool Roof concrete tile solutions that not only meet the new requirements, but deliver the beauty, durability and value that you've come to expect.

How does Title 24 Impact You?

- Builders: All new permits and buildings must comply
- Architects: Must plan for the new energy efficiency requirements
- Roofers: Can differentiate by knowing the new code

New Construction

Performance Model—With the Performance model, any product can be used. Using the California Energy Commission's approved software to demonstrate compliance for the entire building is the preferred path.

- Even if SR, TE or SRI are below the requirements
- As long as the total energy budget is met
- Uses trade-offs within the calculator (i.e: higher efficiency windows, HVAC, etc.)

Prescriptive Compliance—Compliance measures vary with climate zones. No trade-offs allowed.


Re-Roof and Alterations

The Prescriptive Method for additions/alterations, reroof Climate Zones 10-15 are SR 20, TE 75, or SRI of 16, alternate compliances listed below:

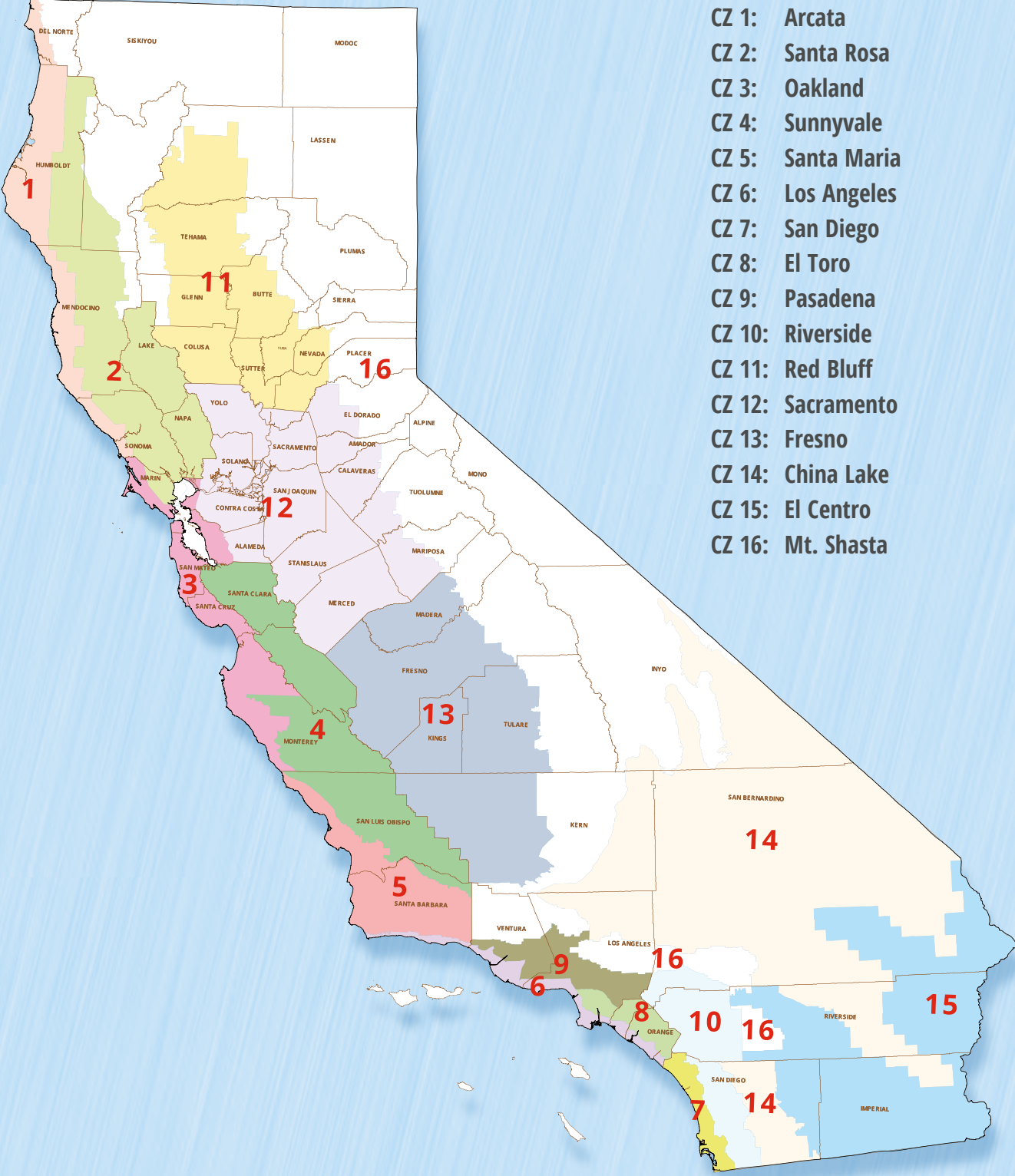
- Re-roof alterations are less than 50% of the existing roof
- Home addition has less than 300 square feet of roofing
- Minimum R38 attic insulation is used
- Greater than R4 above deck insulation Climate Zones 10-15 only
- There is no duct work in attic or existing ducts are insulated and sealed (see governing codes for your city)
- High profile tile is used (rise to width ratio of 1:5 when installed)
- Elevated battens are used
- Radiant barrier plywood

Requirements vary by zone, depending on the building and the climate method. [See map on opposite page]

To see which climate zone your project is in and the requirements associated with your building structure, visit the CEC's website: www.energy.ca.gov/maps/renewable/building_climate_zones.html

Look for our  indicator on the product pages to see which ones qualify for Title 24.

Title 24 Requirements



- CZ 1: Arcata
- CZ 2: Santa Rosa
- CZ 3: Oakland
- CZ 4: Sunnyvale
- CZ 5: Santa Maria
- CZ 6: Los Angeles
- CZ 7: San Diego
- CZ 8: El Toro
- CZ 9: Pasadena
- CZ 10: Riverside
- CZ 11: Red Bluff
- CZ 12: Sacramento
- CZ 13: Fresno
- CZ 14: China Lake
- CZ 15: El Centro
- CZ 16: Mt. Shasta

Capistrano
3773 Walnut Creek Blend





Why Eagle Roofing Products and Concrete Roof Tile

Eagle Roofing Products is the largest, USA owned concrete roof tile manufacturer in the United States. For over 25 years, we have excelled in providing our customers with durable, energy efficient and environmentally friendly concrete roof tiles that are beautiful and timeless.

Eagle Roofing Products

Whether you are building a new home or re-roofing your existing one, your home deserves the best roof possible. When you choose Eagle concrete tile, you'll get a roof that is aesthetically stunning, durable and sustainable.



Founded over 25 years ago by Robert Burlingame, Eagle began operations in the fall of 1989 with one high-pressure concrete tile extrusion machine. Today, Eagle's Rialto, California facility is the largest in North America. In addition to Rialto, we operate facilities in Phoenix, Arizona as well as Stockton, California and Sumterville, Florida meeting the demand for concrete roof tile across the United States and Canada.



Our expertise, coupled with our extensive array of profiles and colors, enables us to provide our customers with high quality concrete roofing products that are beautiful, long-lasting and environmentally friendly.

Eagle's long experience in the roof tile industry and dedication to prompt personal response to its customers' needs have resulted in a well-deserved reputation for quality and service—a reputation that is unmatched.

Eagle is customer service.

Unsurpassed Beauty, Strength and Longevity

When you choose a concrete tile roof from Eagle Roofing Products, you are choosing years of protection and peace of mind. Our tile is tested to the highest standards of the industry. A properly installed Eagle Tile Roof will withstand the elements through rain, snow, high wind and scorching heat – outperforming all other roofing products, while remaining aesthetically stunning.



Fire Tested – Eagle Roof Tile is a Class A roof covering that will protect your home and personal property.



Hail/Impact Tested* – Concrete roof tile stands up to hail, as well as or better than, any other roofing product. Some insurance companies offer discounted premiums for houses with tile roofs because of its impact resistance. **Arizona and Florida manufactured tiles only.*

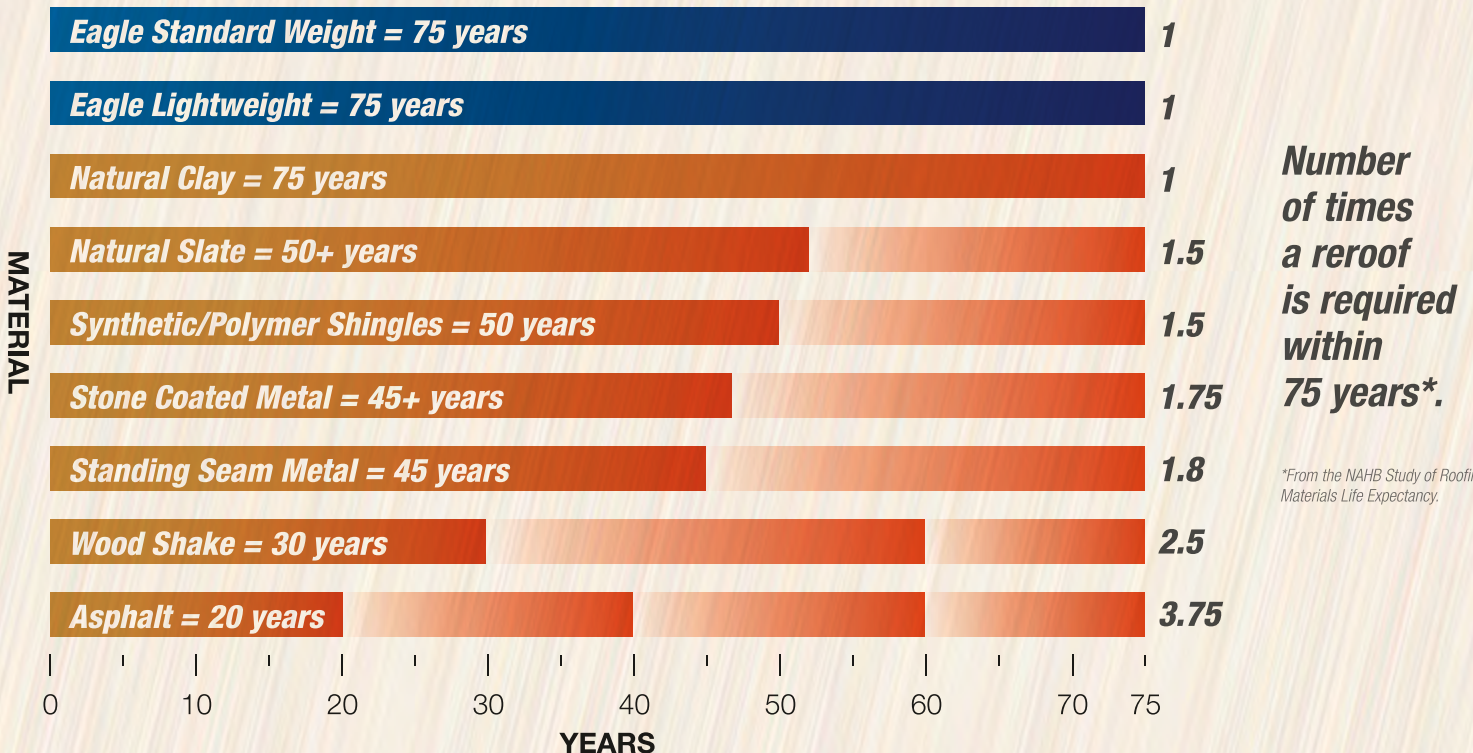


High Wind Tested – Installed correctly, Eagle Roof Tile can survive the strongest storms and harshest weather. Eagle tile is tested and approved for use in the Miami Dade high velocity hurricane zone, withstanding sustained winds of up to 180mph.



***Freeze Thaw Protection** – Eagle Roof Tile passes Freeze-Thaw requirements. **Excludes color bonded/slurry tiles.*

Roofing material lifespan over 75 years.*



Tile Roofing Is Simply The Superior Choice

New Construction • Reroof • Residential • Commercial



Tile. Sustainable, aesthetically superior protection.

Asphalt Shingle. Temporary, basic roof covering.

HOW DOES TILE COMPARE TO ASPHALT SHINGLES?

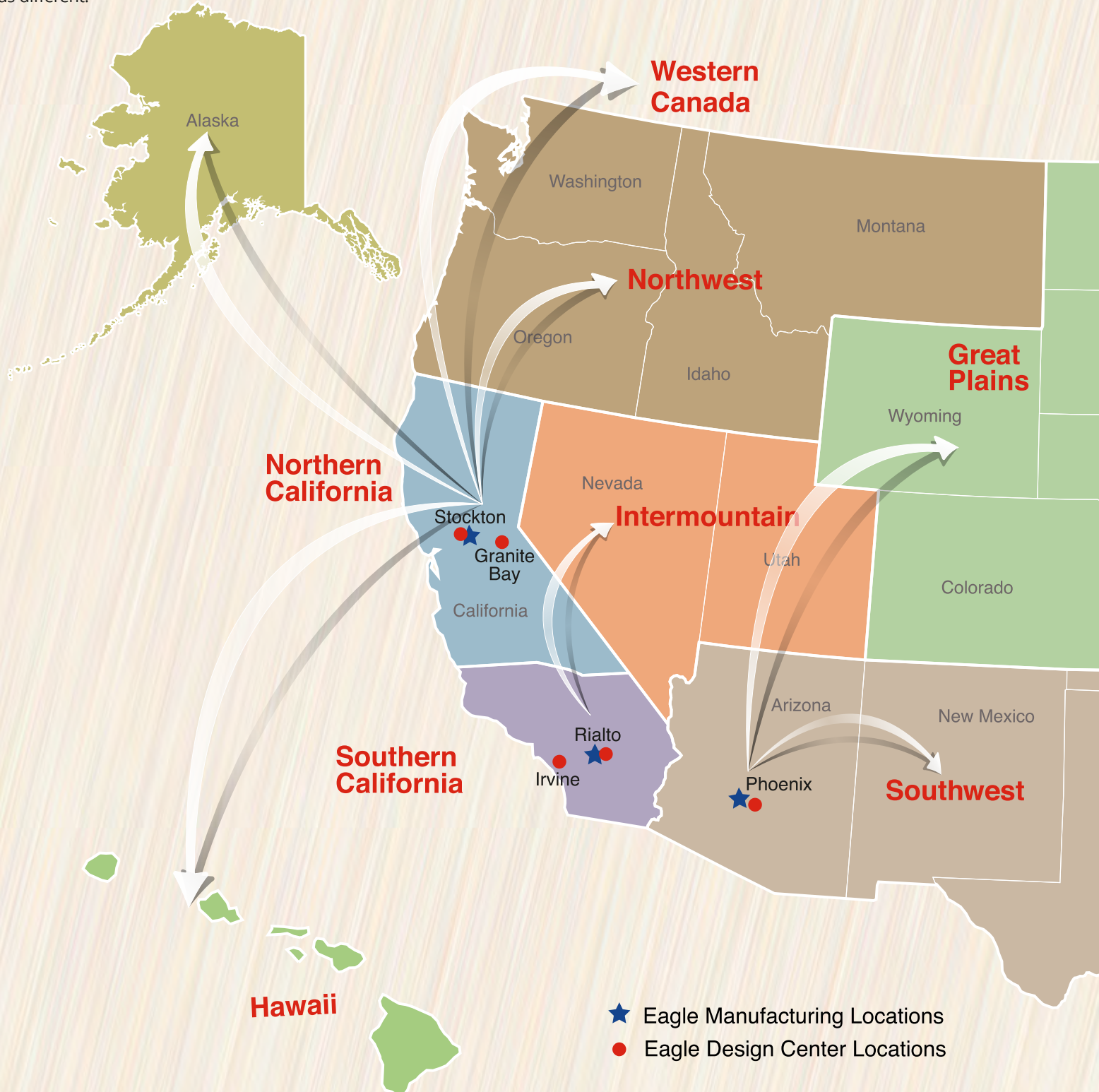
- Real tile roofs are no longer only “round and red”. Tile roofs are available in a variety of profiles and colors.
- Tile roofs are produced from ALL natural products - concrete or clay.
 - Tile roofs are not plastic, resin, rubber or metal.
 - Tile roofs do not warp, rust or bend.
- Tile roofs are heavier than asphalt shingles. Weight equates to longevity, thermal superiority, weather, impact resistance and much more.
- Tile roofs invite extreme weather conditions, while asphalt shingle manufacturers base their sales projections on how many of their roofs will need replacing every year.
 - Tile can withstand sustained winds of up to 180mph*
 - Class A Roof Covering
 - Freeze-Thaw (Excludes color bonded/slurry tiles)
- Asphalt shingles are not distinctive.
- Asphalt shingles are not environmentally friendly, as they are a petroleum based product and fill landfills.
- Asphalt shingles do not perform well in hail storms. Roofers swarm neighborhoods subjected to the slightest hail storm.
- Synthetics and plastic products lack a proven track record as a long-lasting and durable roofing product.
- Asphalt shingles are easily damaged by high winds, especially after they age, dry out, lose granules and crack.
- Shingles are not resistant to extreme temperature variations, lending to cracking and loss of color, as they are dependent on granules that are temporarily adhered to the shingle.



Manufacturing Facilities Servicing

Every customer is different. Every project is different. We understand.

Whether you are an Architect, Builder, Designer, Distributor, Roofer or Homeowner, with four manufacturing plants servicing the United States and Canada, our customers can rest assured that we have the right products to meet their needs. Quality products and customer relationships are the core of our business. That's what inspires us to be your company of choice. That's what makes us different.



the United States and Canada





The color represented in this inspirational photo may not be available in your area. Similar palettes, available in your region, may be suggested as an alternative by your local Eagle Account Representative.



Committed to your Trust and Satisfaction

Approvals

IAMPO ER #1900

Specifying Eagle

Every effort has been made to provide you with the tools you need to specify Eagle on your next residential or commercial project. You can find these tools on our website at www.eagleroofing.com under the main tab Resources – Design Professionals.

Installation

Eagle recommends that you find a licensed and insured Roofer for all of your roofing needs. Detailed installation recommendations can be found in the *Concrete and Clay Roof Tile Installation Manual (July 2015)* published by the Tile Roofing Institute & Western States Roofing Contractor Association. For further information, please visit: www.tilerroofing.org

Blended Tile

Blended tile provides added value and beauty to any architectural structure. However, it requires careful placement by your Roofing Contractor, who is responsible for ensuring that the placement of the tile is completed in an aesthetically pleasing manner. Eagle Roofing Products recommends that you discuss this design effect with your Roofer, prior to installation, to ensure that no hot spots (patches of color that undo the blended effect) are created.

Warranty

As the largest USA Owned, USA Made concrete roof tile manufacturer, Eagle Roofing Products proudly stands behind its products with a Lifetime Transferable Limited Product Warranty. We recommend that all customers read our warranty for details and conditions, which can be found at www.eagleroofing.com.

Disclaimer

Eagle Roofing Products concrete roof tile is made from natural materials and color variations are to be expected. Every effort has been made to ensure the colors in this brochure are as close to the actual roof tile; however, photographic and printing techniques can alter the printed colors shown, varying it from actual tile colors. In addition, colors are subject to change, as slight variations in color or flashing may occur during manufacturing. To ensure your satisfaction with the tile you chose from this brochure, we strongly recommend that you obtain a free tile sample from your Roofing Contractor, an Eagle Design Center or an Eagle Account Representative before placing your order.

About Eagle Roofing Products

Founded in 1989, Eagle Roofing Products is the largest, and only USA owned, national concrete roof tile manufacturer in the U.S., offering a vast selection of colors, profiles and textures to complement any architectural style.



Nearest Eagle Design Centers

Free Email and Phone
Consultations Available

Irvine

17875 Sky Park Circle, Suite F
Irvine, CA 92614
Phone: 949-553-8333

Rialto

2352 N. Locust Avenue, Gate 2
Rialto, CA 92377
Phone: 800-400-3245

Manufacturing & Stocking Yard

Servicing the States of California,
Nevada and Utah

Rialto

2352 N. Locust Avenue, Gate 1
Rialto, CA 92377
Phone: 800-300-3245



Corporate Offices

3546 N. Riverside Ave.
Rialto, CA 92377
Phone: 909-822-6000

www.eagleroofing.com

Connect with us!



Eagle is proud to be affiliated with these organizations:

