

# ***Standard Select*** ***Southwest***



Capistrano  
3636 Piedmont Blend

*USA Owned. USA Made.*



Ponderosa Staggered  
5503 Sierra Madre

# SIMPLE. *elegant*. SOLUTIONS.

from a company you can trust



## Eagle is Curb Appeal and Infinite Choices

- Choose from an extensive collection of profiles, textures and dimensions
- Vast color offering in standard integral, ranges and multi-color blends
- Flat tiles offer a crisp, clean appearance for Modern, Colonial, Craftsman, French Provincial and Tudor architecture
- High profile Barrel tiles are beautiful and timeless, ideal for Mediterranean architecture
- Medium profile tiles complement Modern architectural designs, in addition to large commercial or residential buildings
- Concrete tile is the ideal alternative to slate, wood, stone coated metal, and asphalt roofing materials
- Tile roofs enhance curb appeal and maintain the value of the structure over time

## Eagle is Peace of Mind

- USA Owned. USA Made.
- Best warranty in the industry
- Our tile is tested to the highest standards in the industry for fire, high-wind and freeze-thaw protection\*
- Our customer service, sales and technical departments are here for you before, during and after the sale
- Our products are affordable and environmentally friendly

\*Excludes color bonded/slurry tiles.



Ponderosa  
5687 Brown Gray Range



# Flat Profiles

*Limitless options without compromise, Eagle's Flat Tile profiles offer graceful beauty, rugged strength and enhanced curb appeal. Available in a vast array of colors from warm earth tones and cool grays to refreshing natural hues ranging from green to eggplant—its crisp appearance complements both traditional and modern architecture. Depending on the look you are after, our Flat Tiles can emulate the texture and style of natural materials such as wood shake, clay and slate – and are a more affordable alternative.*

*See for yourself. Concrete roof tile never looked so good.*



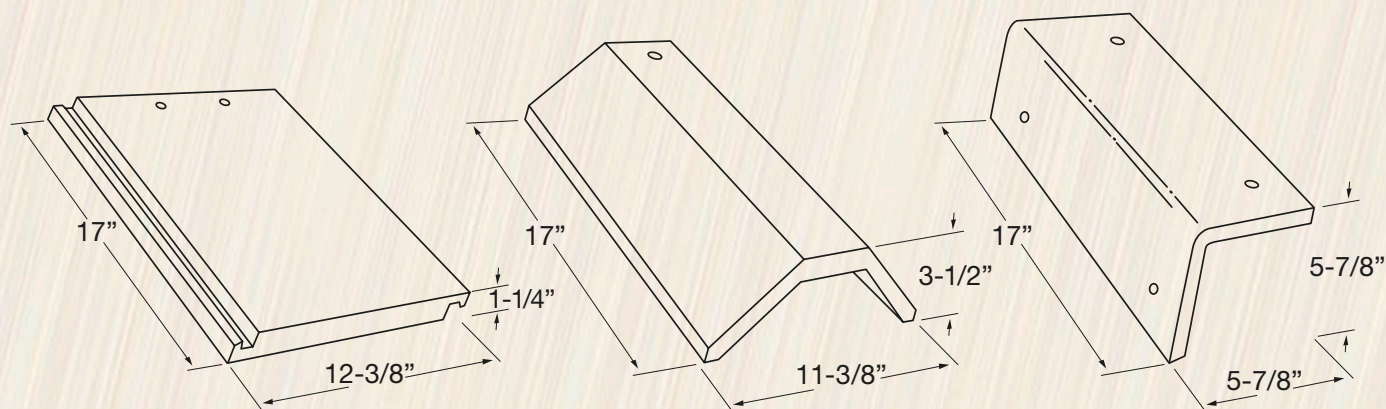
Bel Air  
4602 Concord Blend

# Bel Air

PER 100  
SQ FT

**88.5** Tiles (3" headlap)  
**970** Pounds (approx.)


*Sometimes, the beauty is in the simplicity of the design. The Bel Air profile is a flat, smooth tile that offers clean lines and versatility to use on a variety of different architectural styles. Plus, it allows you to go heavier on other exterior elements such as pavers, stonework and landscaping, all of which will dramatically complement your Bel Air concrete tile roof. The choices are endless!*




**4203 San Fernando\*** - Hues of Tan, Cream, Gray Flashed



**4357 Sierra Ridge\*** - Hues of Tan, Black, Cream Flashed



**4502 Arcadia Canyon Brown** - Hues of Dark Brown, Black Streaks  
Ref.:13 Emi:.94 SRI: 12 A.SRI: **16** CRRC: 0918-0043



**4503 Sierra Madre** - Hues of Charcoal, Black Streaks  
Ref.:11 Emi:.92 SRI: 9 A.SRI: **12** CRRC: 0918-0111



A.SRI actual: #. A.SRI calculated: #. Yellow highlighted calculation indicates an A.SRI of **16** or greater. \*Color bonded/slurry tiles not recommended in locales subject to repeated freeze-thaw cycles. Notice: To ensure your satisfaction with your tile choice, we request you obtain a current tile sample; or request addresses in your area from your local Design Center/Eagle Representative.

# Bel Air



**4511 Flintridge Gray** - Hues of Natural Gray, Black Streaks  
Ref: .21    Emi: .93    SRI: 22    A.SRI: 20    CRRC: 0918-0003



**4520 Weathered Terracotta Flashed** - Hues of Light Terracotta, Black, Red Streaks  
Ref: .19    Emi: .93    SRI: 19    A.SRI: 20    CRRC: 0918-0038



**4530 Weathered Adobe** - Hues of Tan, Rust Streaks  
Ref: .23    Emi: .92    SRI: 24    A.SRI: 27    CRRC: 0918-0017



**4548 Palo Verde** - Hues of Light Green, Black, Maroon Streaks  
Ref: .21    Emi: .91    SRI: 21    A.SRI: 21    CRRC: 0918-0029



**Bel Air Staggered**  
**4634 Kings Canyon Blend**



**4549 Santa Paula** - Hues of Tan, Cream, Brown Streaks  
Ref: .20 Emi: .89 SRI: 18 A.SRI: **18** CRRC: 0918-0049



**4576 Topanga** - Hues of Brown, Black, Peach Streaks  
Ref: .15 Emi: .92 SRI: 14 A.SRI: **19** CRRC: 0918-0027



**4602 Concord Blend** - Blend of Charcoal, Tan  
Ref: .15 Emi: .92 SRI: 14 A.SRI: **15** CRRC: 0918-0107



**4626 Rancho Cordova Blend** - Blend of Green, Gold, Purple  
Ref: .17 Emi: .93 SRI: 17 A.SRI: **18** CRRC: 0918-0040



**4634 Kings Canyon Blend** - Blend of Dark Green, Tan, Red and Black Streaks  
Ref: .13 Emi: .94 SRI: 12 A.SRI: **16** CRRC: 0918-0044



**4645 Sunrise Blend** - Blend of Terracotta, Brown  
Ref: .18 Emi: .93 SRI: 18 A.SRI: **22** CRRC: 0918-0030



**4646 Sunset Blend** - Blend of Medium Terracotta, Brown  
Ref: .16 Emi: .94 SRI: 16 A.SRI: **17** CRRC: 0918-0042



**4680 Los Padres Blend** - Blend of Terracotta, Tan, Gray  
Ref: .24 Emi: .91 SRI: 25 A.SRI: **25** CRRC: 0918-0013



# Bel Air



**4684 San Rafael Blend** - Blend of Purple, Tan

Ref: .16    Emi: .91    SRI: 14    A.SRI: **18**    CRRC: 0918-0068



**4687 Brown Gray Range** - Range of Brown, Gray

Ref: .15    Emi: .91    SRI: 13    A.SRI: 15    CRRC: 0918-0028




**4689 Brown Range** - Range of Brown

Ref: .15    Emi: .92    SRI: 14    A.SRI: **17**    CRRC: 0918-0026




**4690 Pewter Bronze Blend** - Blend of Pewter Gray, Gold

Ref: .17    Emi: .91    SRI: 16    A.SRI: **16**    CRRC: 0918-0060



**4697 Slate Range** - Range of Charcoal

Ref: .15    Emi: .94    SRI: 15    A.SRI: **16**    CRRC: 0918-0046



**4723 Adobe Blend** - Blend of Maroon, Terracotta, Gray, Gold

Ref: .17    Emi: .92    SRI: 16    A.SRI: **16**    CRRC: 0918-0045



**4880 Shasta Blend** - Blend of Brown, Natural Gray, Tan, w/Streaks

Ref: .17    Emi: .94    SRI: 17    A.SRI: **23**    CRRC: 0918-0098



**4883 Hillsborough Blend** - Blend of Brown, Natural Gray, Light Brown, w/streaks

Ref: .17    Emi: .94    SRI: 17    A.SRI: **20**    CRRC: 0918-0098




NEW



**4884 Alameda Range** - Range of Brown, Natural Gray

Ref.: 16 Emi.: 94 SRI: 16 A.SRI: 18 CRRC: 0918-0095



**Bel Air**  
**4697 Slate Range**



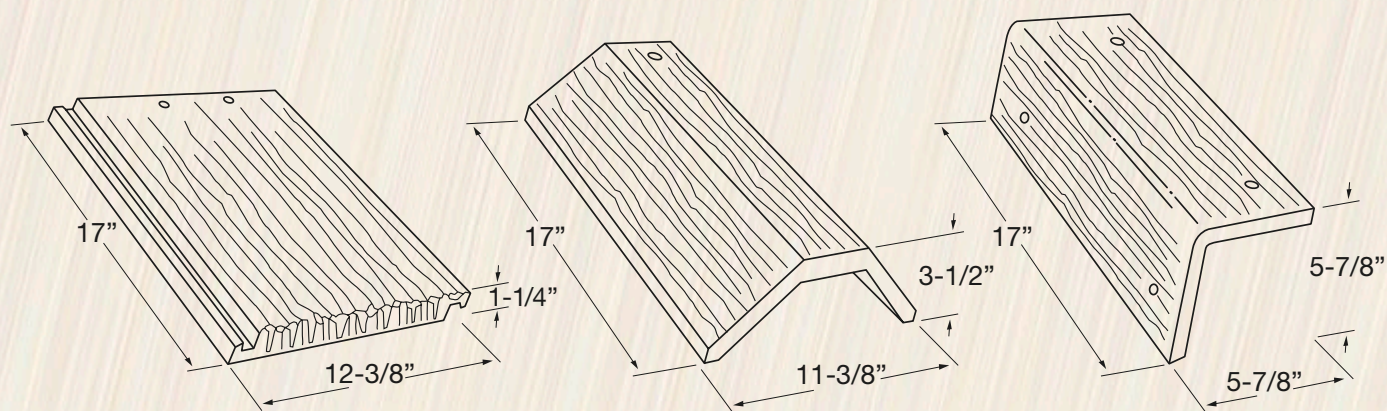
Ponderosa Staggered  
5671 Village Blend

# Ponderosa

PER 100  
SQ FT


88.5 Tiles (3" headlap)  
970 Pounds (approx.)

A more durable and affordable alternative to natural wood shake, our Ponderosa tile has beautifully textured shadow lines that graze its surface to deliver a truly rustic wood appearance. If you are seeking remarkable curb appeal, a Ponderosa roof will complement many architectural styles including Prairie, Craftsman and Bungalow, to name a few.




**5502 Arcadia Canyon Brown** - Hues of Dark Brown, Black Streaks

Ref: .13 Emi: .94 SRI: 12 A.SRI: **16** CRRC: 0918-0043



**5503 Sierra Madre** - Hues of Charcoal, Black Streaks

Ref: .11 Emi: .92 SRI: 9 A.SRI: **12** CRRC: 0918-0111



**5511 Flintridge Gray** - Hues of Natural Gray, Black Streaks

Ref: .21 Emi: .93 SRI: 22 A.SRI: **20** CRRC: 0918-0003



**5520 Weathered Terracotta Flashed** - Hues of Light Terracotta, Black, Red Streaks

A.SRI actual: #. A.SRI calculated: #. Yellow highlighted calculation indicates an A.SRI of **16** or greater. \*Color bonded/slurry tiles not recommended in locales subject to repeated freeze-thaw cycles. Notice: To ensure your satisfaction with your tile choice, we request you obtain a current tile sample; or request addresses in your area from your local Design Center/Eagle Representative.

# Ponderosa



**5530 Weathered Adobe** - Hues of Tan, Rust Streaks  
Ref: .23    Emi: .92    SRI: 24    A.SRI: 27    CRRC: 0918-0017



**5548 Palo Verde** - Hues of Light Green, Black, Maroon Streaks



**5549 Santa Paula** - Hues of Tan, Cream, Brown Streaks



**5557 Live Oak** - Hues of Rosy Brown, Dark Brown Streaks  
Ref: .18    Emi: .90    SRI: 16    A.SRI: 17    CRRC: 0918-0061



**5602 Concord Blend** - Blend of Charcoal, Tan  
Ref: .15    Emi: .92    SRI: 14    A.SRI: 15    CRRC: 0918-0107



**5634 Kings Canyon Blend** - Blend of Dark Green, Tan, Red and Black Streaks  
Ref: .13    Emi: .94    SRI: 12    A.SRI: 16    CRRC: 0918-0044




**5645 Sunrise Blend** - Blend of Terracotta, Brown  
Ref: .18    Emi: .93    SRI: 18    A.SRI: 22    CRRC: 0918-0030




**5670 Arroyo Tan Range** - Range of Tan


**NEW**



**5671 Village Blend** - Blend of Peachy Tan, Taupe, Brown, Dark Brown  
Ref: .17 Emi: .93 SRI: 17 A.SRI: **17** CRRC: 0918-0039



**5687 Brown Gray Range** - Range of Brown, Gray  
Ref: .15 Emi: .91 SRI: 13 A.SRI: 15 CRRC: 0918-0028



**5689 Brown Range** - Range of Brown  
Ref: .15 Emi: .92 SRI: 14 A.SRI: **17** CRRC: 0918-0026



**5690 Pewter Bronze Blend** - Blend of Pewter Gray, Gold  
Ref: .17 Emi: .91 SRI: 16 A.SRI: **16** CRRC: 0918-0060



**Ponderosa**  
**5502 Arcadia Canyon Brown**

# Ponderosa



**5699 Charcoal Range** - *Range of Gray*  
Ref: .15    Emi: .94    SRI: 15    A.SRI: **16**    CRRC: 0918-0046



**5808 Tombstone Blend** - *Blend of Pewter Gray, Bronze, Tan, w/Streaks*  
Ref: .17    Emi: .95    SRI: 18    A.SRI: **20**    CRRC: 0918-0097





**5809 Lomita Range** - *Range of Light Brown, Medium Brown, Maroon*  
Ref: .15    Emi: .95    SRI: 15    A.SRI: **18**    CRRC: 0918-0093



**Ponderosa**  
**5699 Charcoal Range**

# Staggered Installation

*Installing flat tile with a staggered exposure is an easy way to give a home an “Old World” look. While staggered exposure tiles are a natural fit for architectural styles like English Cottage and French Country, this unique look can breathe new life into homes of many varied styles.*



**It is vitally important that the professional roofing contractor plans the entire roof layout prior to installing tiles, taking into consideration the weight and waste.** Approximately half of the tiles on a staggered roof will have a shorter exposure than the other half. It will be essential to calculate the additional tiles required to create a unique staggered exposure roof prior to ordering product. Whether installing a staggered exposure tile roof with battens or without, it is imperative to make proper measurements when preparing the roof for installation. The first course at the eave will be installed normally with a standard exposure. The staggered exposure begins at the second course.

If battens are utilized, the staggered exposure is achieved by installing partial battens (no greater than 12" in length) immediately above the primary course battens beginning on the second course (as seen in upper inset illustration). The tiles with the shorter exposure will hang on the higher partial batten (see image). If a direct-to-deck application is utilized (no battens), a second set of chalk lines will be marked at each course, one line for the normal exposure and one for the staggered exposure tiles. This is based on a 1" stagger.

**One more consideration is the water channel at the left side of the tile.** The bottom of the water channel will be visible. Leaving this portion of the water channel exposed can detract from the desired look of the staggered roof, especially on steeper roof pitches where a majority of the face of each tile will be visible. If desired, exposed channel can be removed using a saw and/or tile nippers (as seen in lower inset illustration).

*In the end, you can rest assured that flat tile with a staggered exposure will create an overall beautiful, unique look to your project.*

*Please note that although aesthetically stunning, staggered installations are extremely complicated and may cause layout and waterproofing complications. Your Roofing Contractor is ultimately responsible for the planning and proper installation of the tile.*






# Slate *Inspiration*

*Around for centuries, slate is a beautiful roofing material that has been used on some of the world's greatest buildings. However, the weight and expense of slate has made it an unattainable commodity for many—until now. Eagle Roofing Products has created a distinguished, gorgeous collection that has been inspired by the oldest roofing product on earth. Emulating the look, feel and longevity of natural slate, our Tapered Slate and Textured Slate lines provide contrast and character to your residential or commercial roof in ways that appear subtle, yet distinctive.*


*Quality craftsmanship and architectural prestige, at a fraction of the cost of real or synthetic slate; that's what you can expect from our Slate Inspired collection.*



**Tapered Slate**  
49655 Mount Dora Blend



**49581 Arcadia Canyon Brown** - Hues of Dark Brown, Black Streaks  
Ref: .13 Emi: .94 SRI: 12 A.SRI: **16** CRRC: 0918-0043




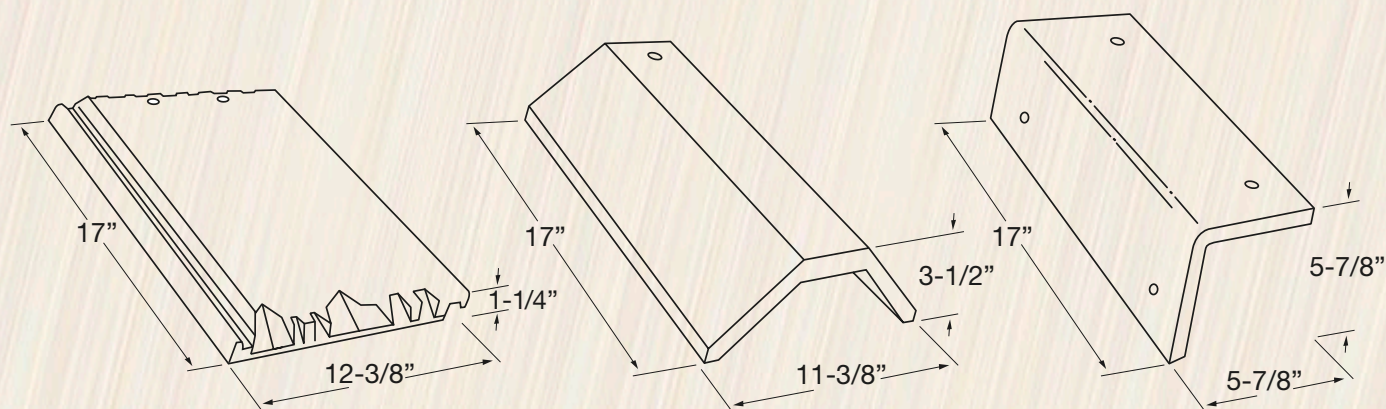
**49595 Dark Charcoal** - Hues of Dark Charcoal, Black Streaks

# Tapered Slate

PER 100  
SQ FT


**88.5** Tiles (3" headlap)  
**970** Pounds (approx.)

*Tapered Slate tile features a beautiful smooth texture, beveled sides and an aggressive chamfered edge treatment that highlights the inherent beauty of traditional slate. Colors range from a variety of timeless earth tones, producing a natural blend of varying depths for a brilliant roof that you will be proud of.*



**49602 Concord Blend** - Blend of Charcoal, Tan

Ref.:15 Emi.:92 SRI:14 A.SRI:15 CRRC: 0918-0107



**49634 Kings Canyon Blend** - Blend of Dark Green, Tan, Red and Black Streaks

Ref.:13 Emi.:94 SRI:12 A.SRI:16 CRRC: 0918-0044



**49655 Mount Dora Blend** - Blend of Gray, White, Black Streaks

Ref.:17 Emi.:93 SRI:17 A.SRI:18 CRRC: 0918-0109



A.SRI actual: #. A.SRI calculated: #. Yellow highlighted calculation indicates an A.SRI of 16 or greater. \*Color bonded/slurry tiles not recommended in locales subject to repeated freeze-thaw cycles. Notice: To ensure your satisfaction with your tile choice, we request you obtain a current tile sample; or request addresses in your area from your local Design Center/Eagle Representative.

Capistrano  
3419 Marana





# S-Profiles

*Inspiration that will move you... Eagle's high and medium barrel shaped profiles exude rich colors, unmatched aesthetics and timeless elegance. Whether you are looking to emulate the authentic look of Spanish tile in the Old World or wish for a more contemporary style while mirroring the Mediterranean appearance found in the roofscapes of Italy, France and Greece; you can rest assured that your curb appeal will be the envy of everyone in your neighborhood.*

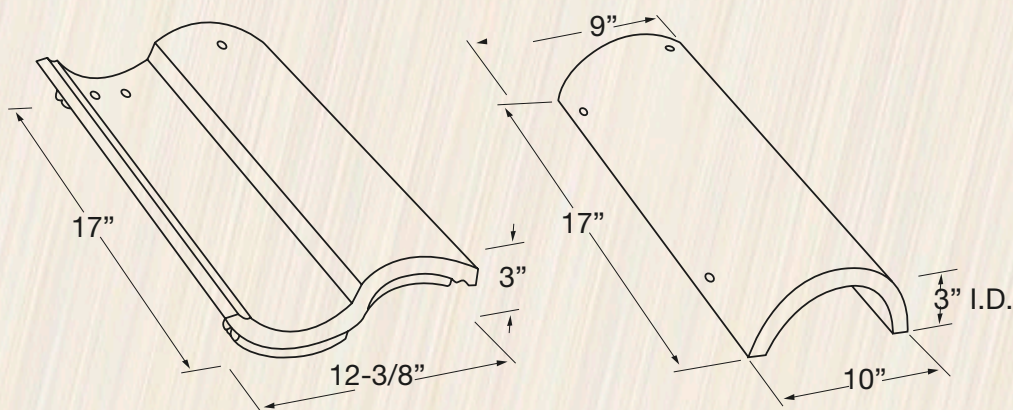


# Capistrano


PER 100  
SQ FT

**88.5** Tiles (3" headlap)  
**900** Pounds (approx.)

*A high S-profile tile, our Capistrano is semi-cylindrical and is the most traditionally recognized of all tile profiles. While you may think a Capistrano tile roof is suitable for only Spanish or Italian architecture, it actually offers stunning good looks that work well with any style, as it pairs nicely with stucco, stone or brick siding. It is used widely on residential, commercial, military and institutional buildings throughout the United States.*



**3106 Brentwood\*** - Hues of Brown, Black Flashed



**3118 Terracotta Gold\*** - Hues of Terracotta, Gold Flashed  
Ref.:37 Emi.:92 SRI: 42 A.SRI: **35** CRRC: 0918-0002



**3124 Hilo Sunset\*** - Hues of Burnt Orange, Brown Flashed



**3125 Terracotta\*** - Hues of Terracotta  
Ref.:34 Emi.:87 SRI: 36 A.SRI: **33** CRRC: 0918-0084



# Capistrano



**3136 Mission Red Flashed\*** - Hues of Red Brown, Black Flashed



**3203 San Fernando\*** - Hues of Tan, Cream, Gray Flashed



**3247 Sonora Vista\*** - Hues of Almond, Pink, Gray Flashed  
Ref: .59    Emi: .83    SRI: 69    A.SRI: 74    CRRC: 0918-0005



**3258 Ridgecrest\*** - Hues of Tan, Cream Flashed  
Ref: .51    Emi: .93    SRI: 61    A.SRI: 53    CRRC: 0918-0008



**3314 Mojave Shadows\*** - Hues of Terracotta, Cream, Black Flashed



**3357 Sierra Ridge\*** - Hues of Tan, Black, Cream Flashed



**3419 Marana** - Hues of Orange Terracotta



**3520 Weathered Terracotta Flashed** - Hues of Light Terracotta, Black, Red Streaks  
Ref: .19    Emi: .93    SRI: 19    A.SRI: 20    CRRC: 0918-0038





Capistrano  
3548 Palo Verde



**3522 Terracotta Flashed** - Hues of Terracotta, Black Streaks  
Ref: .19 Emi: .93 SRI: 19 A.SRI: **21** CRRC: 0918-0033



**3530 Weathered Adobe** - Hues of Tan, Rust Streaks  
Ref: .23 Emi: .92 SRI: 24 A.SRI: **27** CRRC: 0918-0017



**3538 Corona Red Flashed** - Hues of Red, Black Streaks  
Ref: .16 Emi: .95 SRI: 16 A.SRI: **17** CRRC: 0918-0035



**3548 Palo Verde** - Hues of Light Green, Black, Maroon Streaks  
Ref: .21 Emi: .91 SRI: 21 A.SRI: **21** CRRC: 0918-00295



Capistrano



**3549 Santa Paula** - *Hues of Tan, Cream, Brown Streaks*  
Ref: .20   Emi: .89   SRI: 18   A.SRI: 18   CRRC: 0918-0049



**3560 Caliente** - *Hues of Red, Yellow Streaks*  
Ref: .28   Emi: .88   SRI: 28   A.SRI: 28   CRRC: 0918-0011



**3576 Topanga** - *Hues of Brown, Black, Peach Streaks*  
Ref: .15   Emi: .92   SRI: 14   A.SRI: 19   CRRC: 0918-0027



**3578 Ramona** - *Hues of Clay Red, Maroon Streaks*  
Ref: .15   Emi: .93   SRI: 14   A.SRI: 17   CRRC: 0918-0034



**Capistrano**  
**3626 Rancho Cordova Blend**



**3581 Arcadia Canyon Brown** - Hues of Dark Brown, Black Streaks

Ref.:13 Emi: .94 SRI: 12 A.SRI: **16** CRRC: 0918-0043



**3602 Concord Blend** - Blend of Charcoal, Tan

Ref.:15 Emi: .92 SRI: 14 A.SRI: **15** CRRC: 0918-0107



**3606 Vallejo Range** - Range of Dark Purple

Ref.:15 Emi: .92 SRI: 14 A.SRI: **17** CRRC: 0918-0048




**3615 Weathered Terracotta Range** - Range of Terracotta

Ref.:23 Emi: .87 SRI: 21 A.SRI: **24** CRRC: 0918-0015



**3626 Rancho Cordova Blend** - Blend of Green, Gold, Purple

Ref.:17 Emi: .93 SRI: 17 A.SRI: **18** CRRC: 0918-0040



**3628 Knoxville Blend** - Blend of Gray, Red, Terracotta, Light Brown, Black Streaking

Ref.:20 Emi: .93 SRI: 20 A.SRI: **23** CRRC: 0918-0100



**3634 Kings Canyon Blend** - Blend of Dark Green, Tan, Red and Black Streaks

Ref.:13 Emi: .94 SRI: 12 A.SRI: **16** CRRC: 0918-0044



**3636 Piedmont Blend** - Blend of Terracotta, Maroon, Brown

Ref.:18 Emi: .90 SRI: 16 A.SRI: **20** CRRC: 0918-0066



# Capistrano



**3645 Sunrise Blend** - Blend of Terracotta, Brown

Ref: .18 Emi: .93 SRI: 18 A.SRI: **22** CRRC: 0918-0030



**3646 Sunset Blend** - Blend of Medium Terracotta, Brown

Ref: .16 Emi: .94 SRI: 16 A.SRI: **17** CRRC: 0918-0042



**3680 Los Padres Blend** - Blend of Terracotta, Tan, Gray

Ref: .24 Emi: .91 SRI: 25 A.SRI: **25** CRRC: 0918-0013



**3684 San Rafael Blend** - Blend of Purple, Tan

Ref: .16 Emi: .91 SRI: 14 A.SRI: **18** CRRC: 0918-0068



**3687 Brown Gray Range** - Range of Brown, Gray

Ref: .15 Emi: .91 SRI: 13 A.SRI: 15 CRRC: 0918-0028



**3689 Brown Range** - Range of Brown

Ref: .15 Emi: .92 SRI: 14 A.SRI: **17** CRRC: 0918-0026



**3690 Pewter Bronze Blend** - Blend of Pewter Gray, Gold

Ref: .17 Emi: .91 SRI: 16 A.SRI: **16** CRRC: 0918-0060



**3697 Slate Range** - Range of Charcoal

Ref: .15 Emi: .94 SRI: 15 A.SRI: **16** CRRC: 0918-0046





**3698 Kona Red Range** - Range of Red

Ref.:25 Emi: .83 SRI: 22 A.SRI: **28** CRRC: 0918-0018



**3723 Adobe Blend** - Blends of Maroon, Terracotta, Gray, Gold

Ref.:17 Emi: .92 SRI: 16 A.SRI: **16** CRRC: 0918-0045




**3773 Walnut Creek Blend** - Blend of Tan, Orange, Dark Brown

Ref.:20 Emi: .94 SRI: 21 A.SRI: **23** CRRC: 0918-0037




**3813 San Mateo Blend** - Blend of Brown, Red, Tan, Light Terracotta


Ref.:19 Emi: .93 SRI: 19 A.SRI: **21** CRRC: 0918-0090



Capistrano  
3773 Walnut Creek Blend



**3785 Clay Springs** - Hues of Dark Brown, Golden Brown, Yellow Flashed



**SCC 8825 Corona Del Mar Blend** - Blend of Dark Brown, Tan, Maroon, Brown Streaks

Ref.:14 Emi: .90 SRI: 11 A.SRI: **16** CRRC: 0918-0074




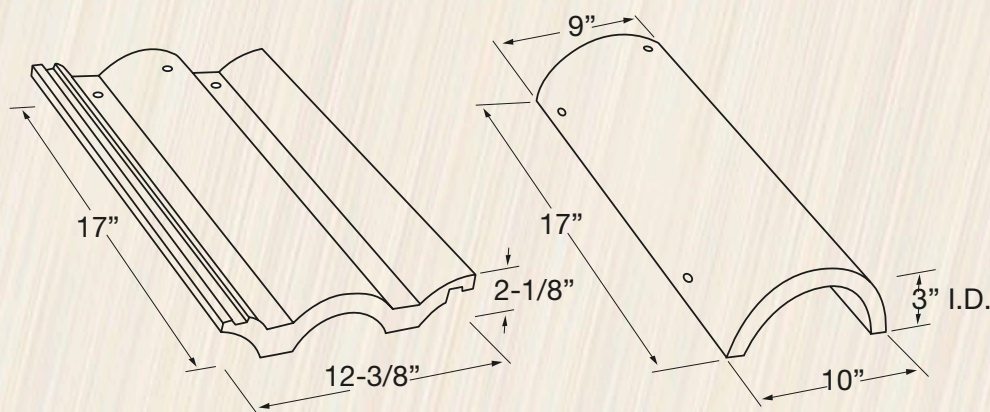


# Malibu


PER 100  
SQ FT

**88** Tiles (3" headlap)  
**903** Pounds (approx.)

*Malibu tile has gentle curves, which adds visual interest and striking effects, easily complementing modern architectural designs and large buildings. It's particularly effective on distinctive homes, apartments, hotels, places of worship and commercial structures. It's the best of both worlds, where Mediterranean meets Contemporary.*




**2106 Brentwood\*** - Hues of Brown, Black Flashed



**2118 Terracotta Gold\*** - Hues of Terracotta, Gold Flashed  
Ref.:37 Emi.:92 SRI: 42 A.SRI: **35** CRRC: 0918-0002



**2124 Hilo Sunset\*** - Hues of Burnt Orange, Brown Flashed



**2125 Terracotta\*** - Hues of Terracotta  
Ref.:34 Emi.:87 SRI: 36 A.SRI: **33** CRRC: 0918-0084





2136 Mission Red Flashed\* - Hues of Red Brown, Black Flashed



2203 San Fernando\* - Hues of Tan, Cream, Gray Flashed



2247 Sonora Vista\* - Hues of Almond, Pink, Gray Flashed  
Ref: .59    Emi: .83    SRI: 69    A.SRI: 74    CRRC: 0918-0005



2357 Sierra Ridge\* - Hues of Tan, Black, Cream Flashed



2419 Marana - Hues of Orange Terracotta



2511 Flintridge Gray - Hues of Natural Gray, Black Streaks  
Ref: .21    Emi: .93    SRI: 22    A.SRI: 20    CRRC: 0918-0003



2520 Weathered Terracotta Flashed - Hues of Light Terracotta, Black, Red Streaks  
Ref: .19    Emi: .93    SRI: 19    A.SRI: 20    CRRC: 0918-0038



2522 Terracotta Flashed - Hues of Terracotta, Black Streaks  
Ref: .19    Emi: .93    SRI: 19    A.SRI: 21    CRRC: 0918-0033





**2530 Weathered Adobe** - Hues of Tan, Rust Streaks

Ref.:23 Emi: .92 SRI: 24 A.SRI: **27** CRRC: 0918-0017



**2538 Corona Red Flashed** - Hues of Red, Black Streaks

Ref.:16 Emi: .95 SRI: 16 A.SRI: **17** CRRC: 0918-0035



**2548 Palo Verde** - Hues of Light Green, Black, Maroon Streaks

Ref.:21 Emi: .91 SRI: 21 A.SRI: **21** CRRC: 0918-00295



**2549 Santa Paula** - Hues of Tan, Cream, Brown Streaks

Ref.:20 Emi: .89 SRI: 18 A.SRI: **18** CRRC: 0918-0049



**2576 Topanga** - Brown, Black, Peach Streaks

Ref.:15 Emi: .92 SRI: 14 A.SRI: **19** CRRC: 0918-0027



**2578 Ramona** - Clay Red, Maroon Streaks

Ref.:15 Emi: .93 SRI: 14 A.SRI: **17** CRRC: 0918-0034



**2581 Arcadia Canyon Brown** - Hues of Dark Brown, Black Streaks

Ref.:13 Emi: .94 SRI: 12 A.SRI: **16** CRRC: 0918-0043



**2602 Concord Blend** - Blend of Charcoal, Tan

Ref.:15 Emi: .92 SRI: 14 A.SRI: **15** CRRC: 0918-0107





**2606 Vallejo Range** - Range of Dark Purple

Ref: .15    Emi: .92    SRI: 14    A.SRI: **17**    CRRC: 0918-0048



**2634 Kings Canyon Blend** - Blend of Dark Green, Tan, Red and Black Streaks

Ref: .13    Emi: .94    SRI: 12    A.SRI: **16**    CRRC: 0918-0044



**2636 Piedmont Blend** - Blend of Terracotta, Maroon, Brown

Ref: .18    Emi: .90    SRI: 16    A.SRI: **20**    CRRC: 0918-0066



**2645 Sunrise Blend** - Blend of Terracotta, Brown

Ref: .18    Emi: .93    SRI: 18    A.SRI: **22**    CRRC: 0918-0030



**2687 Brown Gray Range** - Range of Brown, Gray

Ref: .15    Emi: .91    SRI: 13    A.SRI: 15    CRRC: 0918-0028



**2697 Slate Range** - Range of Charcoal

Ref: .15    Emi: .94    SRI: 15    A.SRI: **16**    CRRC: 0918-0046



**2698 Kona Red Range** - Range of Red

Ref: .25    Emi: .83    SRI: 22    A.SRI: **28**    CRRC: 0918-0018



**2773 Walnut Creek Blend** - Blend of Tan, Orange, Dark Brown

Ref: .20    Emi: .94    SRI: 21    A.SRI: **23**    CRRC: 0918-0037









# *Signature* Blends of Blends

***Lush Blends + Personal Style = Stunning Color Combinations***

*A refined twist to playing with color, our Signature Blends of Blends line emulates the classic look of real clay tiles with natural blends that allow greater flexibility in creating the most traditional to the most contemporary of roof designs. Use our virtually limitless color palette to create a distinct blend for your residential or commercial project. A **handcrafted work of art**, we encourage you to go ahead and explore the possibilities.*

# Inspiration That Commands Attention

*Oakey browns, warm coppers, rusty golds, charcoal hues, plum undertones...*

*This is just a snippet of the color options you have at your disposal to create your own custom Signature Blends of Blends. Your sense of style will shine through with captivating color blends that will make your roof and your home uniquely yours.*

## Achieving the Signature Blends of Blends Appearance

**The blends featured are a small sampling of the vast color possibilities available. Note some colors may not be available in your area.** To create your own Signature Blends of Blends look, we encourage you to contact your local Eagle Account Representative who can assist you in this process. Signature Blends of Blends do not come pre-packaged or blended in the pallet and are to be purchased individually. Eagle Roofing Products recommends that you discuss the design effect and percentage of each color with your Roofer, prior to installation, to ensure that you achieve the desired look and that no hot spots (patches of color that undo the blended effect) are created. Your Roofing Contractor is responsible for blending the colors during the loading of and installation of the tiles in order to create the Signature Blends of Blends design, ensuring that the placement of the tile is completed in an aesthetically pleasing manner.





**3581 Arcadia Canyon Brown** - *Hues of Dark Brown, Black Streaks*



**3549 Santa Paula** - *Hues of Tan, Cream, Brown Streaks*

*3581 Arcadia Canyon Brown*  
*3549 Santa Paula*

*3636 Piedmont Blend*  
*3723 Adobe Blend*



**3636 Piedmont Blend** - *Blend of Terracotta, Maroon, Brown*




**3723 Adobe Blend** - *Blends of Maroon, Terracotta, Gray, Gold*

## Signature Blends of Blends




*3646 Sunset Blend*

*3548 Palo Verde*




**3646 Sunset Blend** - Blend of Medium Terracotta, Brown




**3548 Palo Verde** - Hues of Light Green, Black, Maroon Streaks

*3785 Clay Springs*  
*3689 Brown Gray Range*



**3785 Clay Springs** - Hues of Dark Brown, Golden Brown, Yellow Flashed



**3689 Brown Range** - Range of Brown



Notice: To ensure your satisfaction with your tile choice, we request you obtain a current tile sample; or request addresses in your area from your local Design Center/Eagle Representative. Colors showcased in the house photos may not be available in your area. Similar palettes may be available and suggested as an alternative by your local Eagle Account Representative.



Capistrano—Boosted  
3645 Sunrise Blend



# *Boosted Capistrano* Accessories

*Seeking the genuine look of old Spanish tile without the premium cost of a clay roof? Realize your vision with Eagle's Boosted Capistrano. Your home will dazzle with rustic touches of Old World charm that bring the genuine look of natural clay to life. All this with the peace of mind that your concrete tile roof is designed to last the life of your structure, while adding undeniable character to your exterior space.*

# Boosted Capistrano Accessories

*It's easy to create the beauty of an authentic mortar-boosted clay roof with our Boosted Capistrano accessory pieces. Available in a wide range of colors, these pieces were designed to complement your Capistrano tile. For best results, mix your Boosted color and base color as this will add to the authenticity of your roof.*

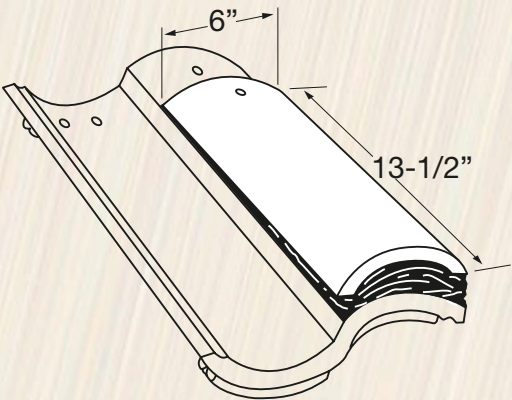
### Considerations:

- Choose a Boosted accessory piece to go with your base tile. For color options, please contact an Eagle Account Representative.
- Decide on the look that you want. Prefer a neater treatment? Want a more authentic look?
- Decide how much boost you would like.

No matter what type of Boosted application you choose, your new Eagle Boosted Capistrano roof will be sure to impress.

% used on roof	Approx. installed weight field tile per 100 sq ft
10% Application	990
20% Application	1080
30% Application	1170

Each Boosted  
piece weighs  
approximately  
4.8 lbs.



Close-Up of Boosted Eave



approx. 10% Overall Boost | approx. 990 lbs per square



approx. 20% Overall Boost | approx. 1080 lbs per square



approx. 30% Overall Boost | approx. 1170 lbs per square





# *Why* Eagle Roofing Products *and Concrete Roof Tile*

*Eagle Roofing Products is the largest, USA owned concrete roof tile manufacturer in the United States. For over 25 years, we have excelled in providing our customers with durable, energy efficient and environmentally friendly concrete roof tiles that are beautiful and timeless.*

# Eagle Roofing Products

*Whether you are building a new home or re-roofing your existing one, your home deserves the best roof possible. When you choose Eagle concrete tile, you'll get a roof that is aesthetically stunning, durable and sustainable.*



Founded over 25 years ago by Robert Burlingame, Eagle began operations in the fall of 1989 with one high-pressure concrete tile extrusion machine. Today, Eagle's Rialto, California facility is the largest in North America. In addition to Rialto, we operate facilities in Phoenix, Arizona as well as Stockton, California and Sumterville, Florida meeting the demand for concrete roof tile across the United States and Canada.



Our expertise, coupled with our extensive array of profiles and colors, enables us to provide our customers with high quality concrete roofing products that are beautiful, long-lasting and environmentally friendly.

Eagle's long experience in the roof tile industry and dedication to prompt personal response to its customers' needs have resulted in a well-deserved reputation for quality and service—a reputation that is unmatched.

*Eagle is customer service.*

# Unsurpassed Beauty, Strength and Longevity

When you choose a concrete tile roof from Eagle Roofing Products, you are choosing years of protection and peace of mind. Our tile is tested to the highest standards of the industry. A properly installed Eagle Tile Roof will withstand the elements through rain, snow, high wind and scorching heat – outperforming all other roofing products, while remaining aesthetically stunning.



**Fire Tested** – Eagle Roof Tile is a Class A roof covering that will protect your home and personal property.



**High Wind Tested** – Installed correctly, Eagle Roof Tile can survive the strongest storms and harshest weather. Eagle tile is tested and approved

for use in the Miami Dade high velocity hurricane zone, withstanding sustained winds of up to 180mph.



**Hail/Impact Tested\*** – Eagle Roof Tile manufactured at our Pheonix, Arizona facility has a Class 3 Impact Resistance rating for all Capistrano, Malibu and

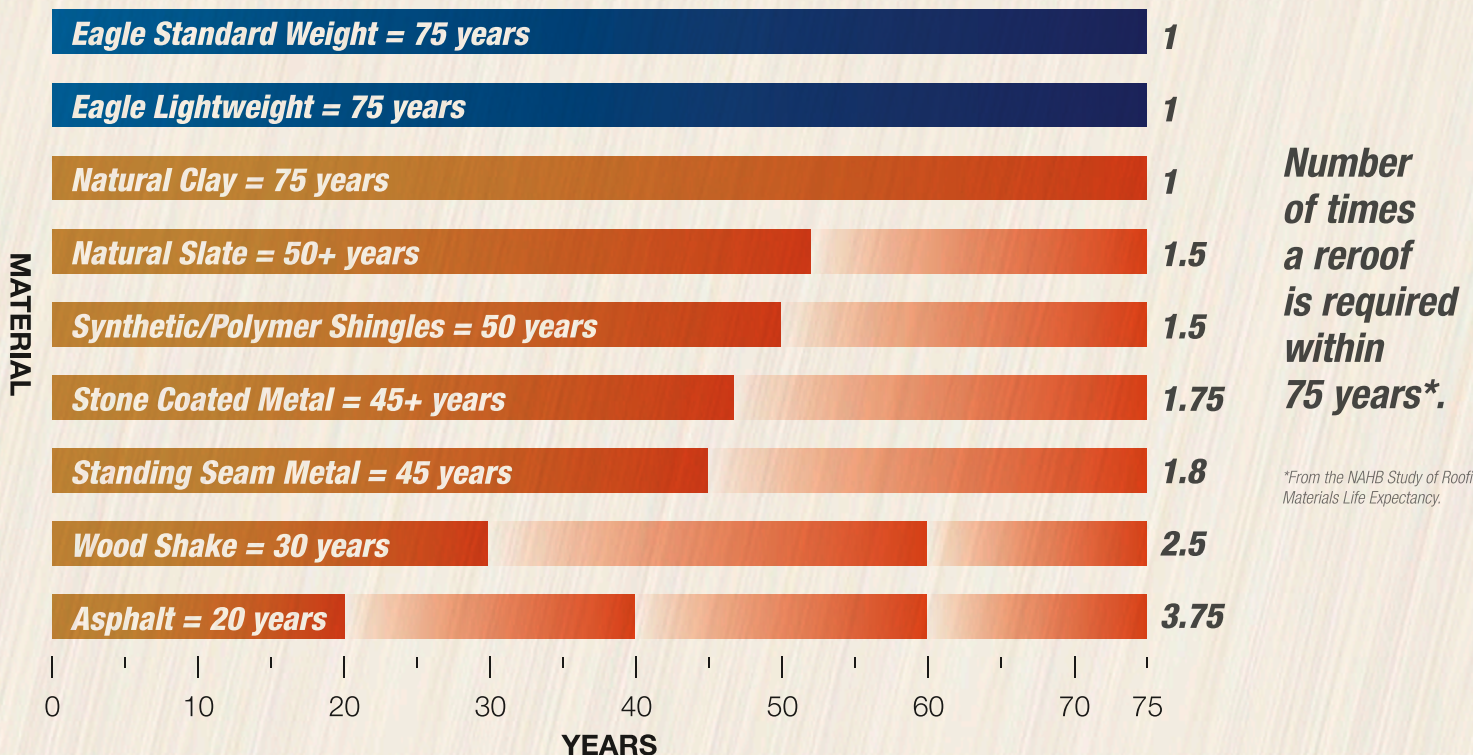
Flat tiles, as described in FM 4473. Some insurance companies offer discounted premiums for houses with tile roofs because of its impact resistance.



**\*Freeze Thaw Protection** –

Eagle Roof Tile passes Freeze-Thaw requirements. *\*Excludes color bonded/slurry tiles.*

## Roofing material lifespan over 75 years.\*



# Tile Roofing Is Simply The Superior Choice

New Construction • Reroof • Residential • Commercial



**Tile.** Sustainable, aesthetically superior protection.



**Asphalt Shingle.** Temporary, basic roof covering.

## HOW DOES TILE COMPARE TO ASPHALT SHINGLES?

- Real tile roofs are no longer only “round and red”. Tile roofs are available in a variety of profiles and colors.
- Tile roofs are produced from ALL natural products - concrete or clay.
  - Tile roofs are not plastic, resin, rubber or metal.
  - Tile roofs do not warp, rust or bend.
- Tile roofs are heavier than asphalt shingles. Weight equates to longevity, thermal superiority, weather, impact resistance and much more.
- Tile roofs invite extreme weather conditions, while asphalt shingle manufacturers base their sales projections on how many of their roofs will need replacing every year.
  - Tile can withstand sustained winds of up to 180mph\*
  - Class A Roof Covering
  - Freeze-Thaw (Excludes color bonded/slurry tiles)
- Asphalt shingles are not distinctive.
- Asphalt shingles are not environmentally friendly, as they are a petroleum based product and fill landfills.
- Asphalt shingles do not perform well in hail storms. Roofers swarm neighborhoods subjected to the slightest hail storm.
- Synthetics and plastic products lack a proven track record as a long-lasting and durable roofing product.
- Asphalt shingles are easily damaged by high winds, especially after they age, dry out, lose granules and crack.
- Shingles are not resistant to extreme temperature variations, lending to cracking and loss of color, as they are dependent on granules that are temporarily adhered to the shingle.





O'HAGIN VENT

RIDGE

VALLEY

PIPE FLASHING

COURSE

SIDEWALL

HEADWALL

EAVE

# The Anatomy of a Tile Roof

*Whether you are building a new home or re-roofing an existing home or commercial building, a new roof is a significant investment. Our goal here at Eagle is to not only educate you on concrete roof tile, but also give you a brief overview of the different parts that make up a roof, so you can talk knowledgeably to your contractor or builder and get your project off on the right foot.*

**O'Hagin Vents:** Generally installed near the top ridgeline of the roof, exhaust vents are designed to allow warm air to escape the attic area of the home, helping to conserve energy within the living space.

**Course:** Each row of tile is called a course.

**Rake:** The outer sloped edge of a roofline.

**Sidewall:** The inner edge of the roof where the tile meets a vertical wall.

**Headwall:** The top edge of the roof where the tile meets a vertical wall.

**Ridge:** The top-most edge of a roof where two opposing slopes meet.

**Hip:** The sloping ridge of a roof where two perpendicular slopes meet.

**Valley:** The internal sloping angle of a roof where two perpendicular slopes meet.

**Eave:** Outer edge of the roof downslope.

**Pipe Flashing:** Metal sleeve and skirt that covers a pipe and its roof opening.

*Still have questions? Don't hesitate to reach out to one of our friendly and knowledgeable Eagle Account Representatives. Find your Rep. by visiting: [www.eagleroofing.com](http://www.eagleroofing.com)*



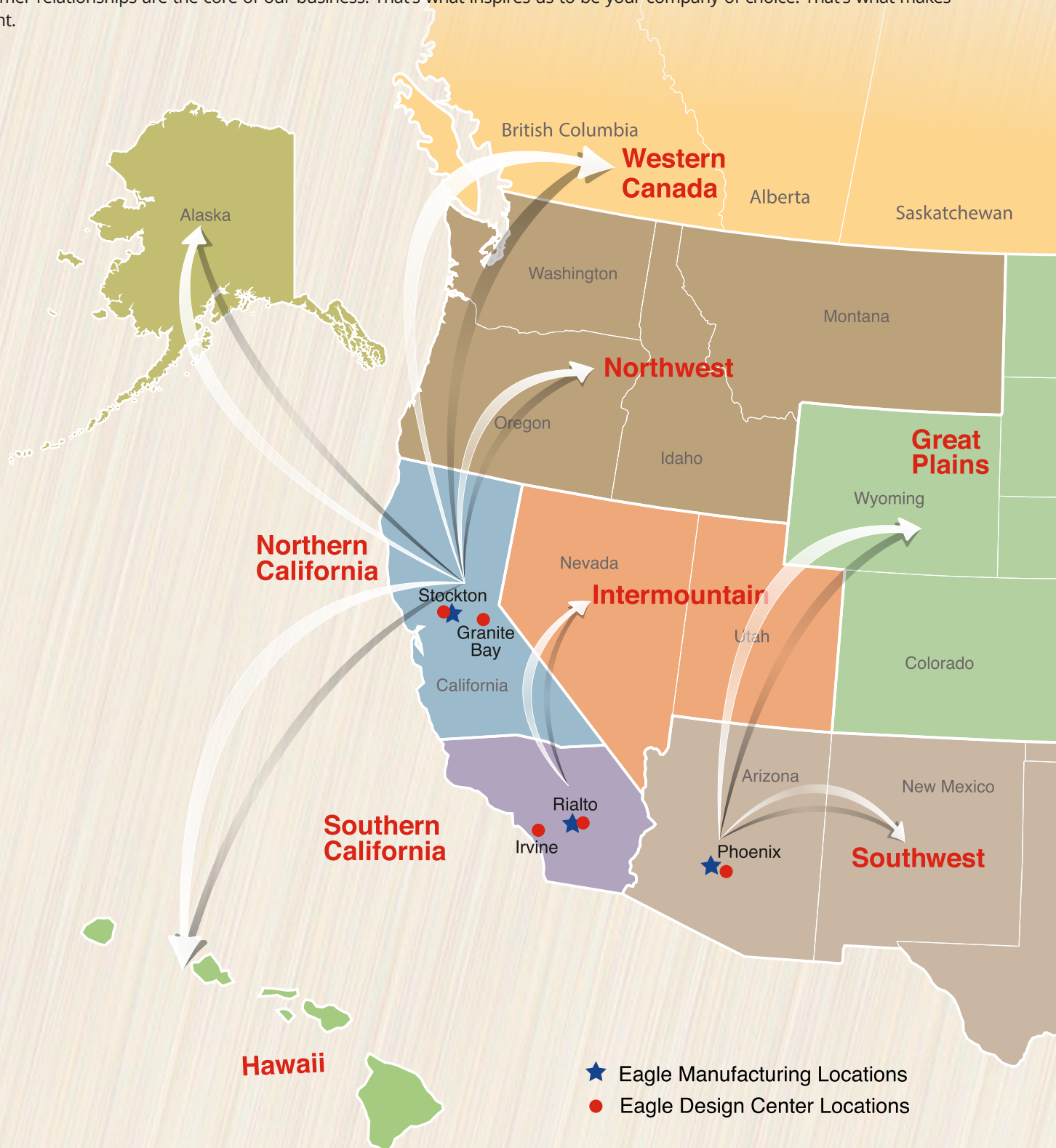
HIP

RAKE

# Manufacturing Facilities Servicing

**Every customer is different. Every project is different. We understand.**

Whether you are an Architect, Builder, Designer, Distributor, Roofer or Homeowner, with four manufacturing plants servicing the United States and Canada, our customers can rest assured that we have the right products to meet their needs. Quality products and customer relationships are the core of our business. That's what inspires us to be your company of choice. That's what makes us different.



# the United States and Canada





The color represented in this inspirational photo may not be available in your area. Similar palettes, available in your region, may be suggested as an alternative by your local Eagle Account Representative.



# Committed to your Trust and Satisfaction

## Approvals

IAPMO ER #1900

## Specifying Eagle

Every effort has been made to provide you with the tools you need to specify Eagle on your next residential or commercial project. You can find these tools on our website at [www.eagleroofing.com](http://www.eagleroofing.com) under the main tab Resources – Design Professionals.

## Installation

Eagle recommends that you find a licensed and insured Roofer for all of your roofing needs. Detailed installation recommendations can be found in the *Concrete and Clay Roof Tile Installation Manual (July 2015)* published by the Tile Roofing Institute & Western States Roofing Contractor Association. For further information, please visit: [www.tilerroofing.org](http://www.tilerroofing.org)

## Blended Tile

Blended tile provides added value and beauty to any architectural structure. However, it requires careful placement by your Roofing Contractor, who is responsible for ensuring that the placement of the tile is completed in an aesthetically pleasing manner. Eagle Roofing Products recommends that you discuss this design effect with your Roofer, prior to installation, to ensure that no hot spots (patches of color that undo the blended effect) are created.

## Warranty

As the largest USA Owned, USA Made concrete roof tile manufacturer, Eagle Roofing Products proudly stands behind its products with a Lifetime Transferable Limited Product Warranty. We recommend that all customers read our warranty for details and conditions, which can be found at [www.eagleroofing.com](http://www.eagleroofing.com).

## Disclaimer

Eagle Roofing Products concrete roof tile is made from natural materials and color variations are to be expected. Every effort has been made to ensure the colors in this brochure are as close to the actual roof tile; however, photographic and printing techniques can alter the printed colors shown, varying it from actual tile colors. In addition, colors are subject to change, as slight variations in color or flashing may occur during manufacturing. To ensure your satisfaction with the tile you chose from this brochure, we strongly recommend that you obtain a free tile sample from your Roofing Contractor, an Eagle Design Center or an Eagle Account Representative before placing your order.

# Visit an Eagle Design Center

A beautiful roof is one of the most important architectural elements of a home or building. So why not visit an Eagle Design Center, where you can see our huge selection of colors, textures, styles and products? Whether you need tile samples, design consultation, technical specifications, installation guides or more, our knowledgeable professionals are here to support you every step of the way.



## Southwest Eagle Design Center

**Free Email and Phone  
Consultations Available**

### Phoenix

4608 W. Elwood  
Phoenix, AZ 85043  
Phone: 602-346-1749

## Manufacturing & Stocking Yard

**Servicing the States of Arizona,  
New Mexico, Oklahoma and Texas**

### Phoenix

4602 W. Elwood  
Phoenix, AZ 85043  
Customer Service Phone: 800-346-5260



### Corporate Offices

3546 N. Riverside Ave.  
Rialto, CA 92377  
Phone: 909-822-6000

[www.eagleroofing.com](http://www.eagleroofing.com)

Connect with us!



*Eagle is proud to be affiliated with these organizations:*



© 2018 Eagle Roofing Products. 4/2018