

# ***Standard Select*** ***California***



*USA Owned. USA Made.*





Ponderosa Staggered  
5503 Sierra Madre



# SIMPLE. *elegant*. SOLUTIONS.

from a company you can trust



## Eagle is Curb Appeal and Infinite Choices

- Choose from an extensive collection of profiles, textures and dimensions
- Vast color offering in standard integral, ranges and multi-color blends
- Flat tiles offer a crisp, clean appearance for Modern, Colonial, Craftsman, French Provincial and Tudor architecture
- High profile Barrel tiles are beautiful and timeless, ideal for Mediterranean architecture
- Medium profile tiles complement Modern architectural designs, in addition to large commercial or residential buildings
- Concrete tile is the ideal alternative to slate, wood, stone coated metal, and asphalt roofing materials
- Tile roofs enhance curb appeal and maintain the value of the structure over time

## Eagle is Peace of Mind

- USA Owned. USA Made.
- Best warranty in the industry
- Our tile is tested to the highest standards in the industry for fire, high-wind and freeze-thaw protection\*
- Our customer service, sales and technical departments are here for you before, during and after the sale
- Our products are affordable and environmentally friendly

\*Excludes color bonded/slurry tiles.



Golden Eagle Staggered  
1699 Charcoal Range







# Flat Profiles

*Limitless options without compromise, Eagle's Flat Tile profiles offer graceful beauty, rugged strength and enhanced curb appeal. Available in a vast array of colors from warm earth tones and cool grays to refreshing natural hues ranging from green to eggplant—its crisp appearance complements both traditional and modern architecture. Depending on the look you are after, our Flat Tiles can emulate the texture and style of natural materials such as wood shake, clay and slate – and are a more affordable alternative. See for yourself.*

*Concrete roof tile never looked so good.*






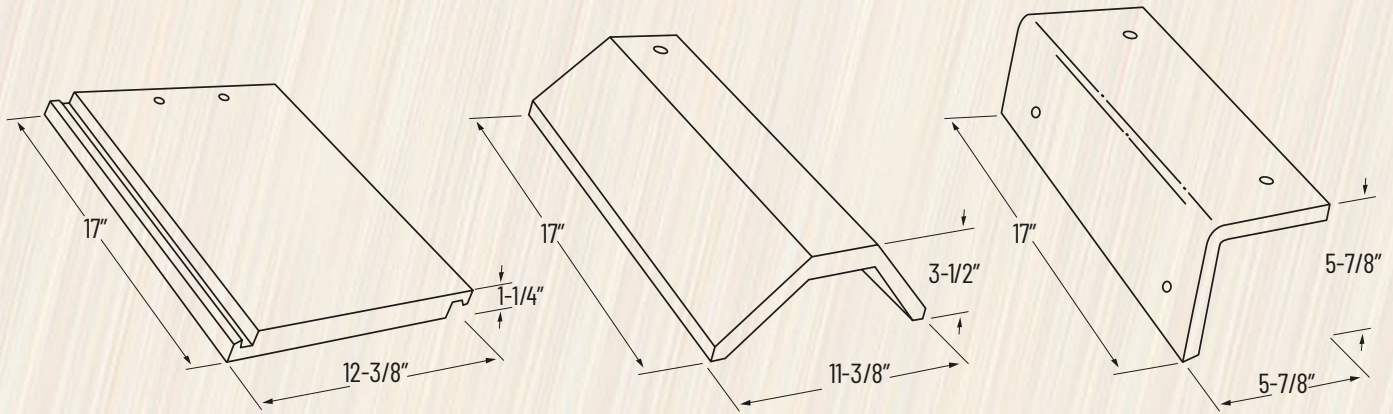
Bel Air  
4602 Concord Blend




# Bel Air

PER 100 SQ FT | **88.5** Tiles (3" headlap)  
**970** Pounds (approx.)

*Sometimes, the beauty is in the simplicity of the design. The Bel Air profile is a flat, smooth tile that offers clean lines and versatility to use on a variety of different architectural styles. Plus, it allows you to go heavier on other exterior elements such as pavers, stonework and landscaping, all of which will dramatically complement your Bel Air concrete tile roof. The choices are endless!*




**4502 Arcadia Canyon Brown** - Hues of Dark Brown, Black Streaks  
**T24** Ref.13 A.Ref.17 Emi.94 A.Emi.92 SRI 12 A.SRI **16** CRRC 0918-0043



**4503 Sierra Madre** - Hues of Charcoal, Black Streaks  
**T24** Ref.11 A.Ref.14 Emi.92 A.Emi.92 SRI 9 A.SRI 12 CRRC 0918-0111



**4511 Flintridge Gray** - Hues of Natural Gray, Black Streaks  
**T24** Ref.21 A.Ref.21 Emi.93 A.Emi.90 SRI 22 A.SRI **20** CRRC 0918-0003



**4520 Weathered Terracotta Flashed** - Hues of Light Terracotta, Black, Red Streaks  
**T24** Ref.19 A.Ref.20 Emi.93 A.Emi.92 SRI 19 A.SRI **20** CRRC 0918-0038



A.SRI actual: #. A.SRI calculated: #. Yellow highlighted calculation indicates an A.SRI of 16 or greater. \*Color bonded/slurry tiles not recommended in locales subject to repeated freeze-thaw cycles. Notice: To ensure your satisfaction with your tile choice, we request you obtain a current tile sample; or request addresses in your area from your local Design Center/Eagle Representative.





**4530 Weathered Adobe** - *Hues of Tan, Rust Streaks*  
**T24** Ref.23 A.Ref.26 Emi.92 A.Emi.90 SRI 24 A.SRI 27 CRRC 0918-0017



**4549 Santa Paula** - *Hues of Tan, Cream, Brown Streaks*  
**T24** Ref.20 A.Ref.20 Emi.89 A.Emi.89 SRI 18 A.SRI 18 CRRC 0918-0049



**4560 Caliente** - *Hues of Red, Yellow Streaks*  
**T24** Ref.28 A.Ref.27 Emi.88 A.Emi.90 SRI 28 A.SRI 28 CRRC 0918-0011



**4576 Topanga** - *Hues of Brown, Black, Peach Streaks*  
**T24** Ref.15 A.Ref.19 Emi.92 A.Emi.92 SRI 14 A.SRI 19 CRRC 0918-0027




Bel Air  
SCB 8402 Santa Cruz Blend





**4588 Garnet Brown Range** - Range of Dark Brown  
**T24** Ref.12 A.Ref.14 Emi.91 A.Emi.91 SRI 9 A.SRI 12 CRRC 0918-0108




**4591 Dark Gray Range** - Range of Dark Gray




**4602 Concord Blend** - Blend of Charcoal, Tan  
**T24** Ref.15 A.Ref.17 Emi.92 A.Emi.92 SRI 14 A.SRI 15 CRRC 0918-0107




**4606 Vallejo Range** - Range of Dark Purple  
**T24** Ref.15 A.Ref.18 Emi.92 A.Emi.91 SRI 14 A.SRI 17 CRRC 0918-0048




**4615 Weathered Terracotta Range** - Range of Terracotta  
**T24** Ref.23 A.Ref.25 Emi.87 A.Emi.88 SRI 21 A.SRI 24 CRRC 0918-0015



**4621 Tehachapi Blend** - Blend of Tan, Orange, Dark Brown  
**T24** Ref.18 A.Ref.19 Emi.89 A.Emi.92 SRI 16 A.SRI 19 CRRC 0918-0052



**4626 Rancho Cordova Blend** - Blend of Green, Gold, Purple  
**T24** Ref.17 A.Ref.19 Emi.93 A.Emi.91 SRI 17 A.SRI 18 CRRC 0918-0040



**4634 Kings Canyon Blend** - Blend of Dark Green, Tan, Red and Black Streaks  
**T24** Ref.13 A.Ref.17 Emi.94 A.Emi.92 SRI 12 A.SRI 16 CRRC 0918-0044






# Bel Air



**4636 Piedmont Blend** - Blend of Terracotta, Maroon, Brown  
**T24** Ref.18 A.Ref.19 Emi.90 A.Emi.94 SRI16 A.SRI20 CRRC 0918-0066




**4645 Sunrise Blend** - Blend of Terracotta, Brown  
**T24** Ref.18 A.Ref.21 Emi.93 A.Emi.93 SRI18 A.SRI22 CRRC 0918-0030



**4646 Sunset Blend** - Blend of Medium Terracotta, Brown  
**T24** Ref.16 A.Ref.18 Emi.94 A.Emi.91 SRI16 A.SRI17 CRRC 0918-0042




**4671 Village Blend** - Blend of Peachy Tan, Taupe, Brown, Dark Brown  
**T24** Ref.17 A.Ref.18 Emi.93 A.Emi.92 SRI17 A.SRI17 CRRC 0918-0039



**4679 Light Gray Range** - Range of Light Gray  
**T24** Ref.21 A.Ref.21 Emi.93 A.Emi.91 SRI22 A.SRI21 CRRC 0918-0004



**4680 Los Padres Blend** - Blend of Terracotta, Tan, Gray  
**T24** Ref.24 A.Ref.24 Emi.91 A.Emi.91 SRI25 A.SRI25 CRRC 0918-0013



**4684 San Rafael Blend** - Blend of Purple, Tan  
**T24** Ref.16 A.Ref.18 Emi.91 A.Emi.94 SRI14 A.SRI18 CRRC 0918-0068



**4687 Brown Gray Range** - Range of Brown, Gray  
**T24** Ref.15 A.Ref.16 Emi.91 A.Emi.92 SRI13 A.SRI15 CRRC 0918-0028







**4689 Brown Range** - Range of Brown

**T24** Ref.15 A.Ref.17 Emi.92 A.Emi.93 SRI14 A.SRI17 CRRC 0918-0026



**4690 Pewter Bronze Blend** - Blend of Pewter Gray, Gold

**T24** Ref.17 A.Ref.17 Emi.91 A.Emi.92 SRI16 A.SRI16 CRRC 0918-0060



**4697 Slate Range** - Range of Charcoal

**T24** Ref.15 A.Ref.17 Emi.94 A.Emi.92 SRI15 A.SRI16 CRRC 0918-0046



**4698 Kona Red Range** - Range of Red

**T24** Ref.25 A.Ref.27 Emi.83 A.Emi.90 SRI22 A.SRI28 CRRC 0918-0018



**Bel Air**  
**4697 Slate Range**





**4743 Cocoa Range** - Range of Dark Brown  
T24 Ref.12 A.Ref.14 Emi.91 A.Emi.91 SRI9 A.SRI12 CRRC 0918-0106





**4773 Walnut Creek Blend** - Blend of Tan, Orange, Dark Brown  
T24 Ref.20 A.Ref.23 Emi.94 A.Emi.91 SRI21 A.SRI23 CRRC 0918-0037



**4804 Rocklin Blend** - Blend of Brown, Light Brown, Mocha  
T24 Ref.18 A.Ref.21 Emi.94 A.Emi.94 SRI18 A.SRI22 CRRC 0918-0101



**4805 Evergreen** - Hues of Moss Green, Brown and Black Streaks  
T24 Ref.27 A.Ref.25 Emi.93 A.Emi.93 SRI29 A.SRI27 CRRC 0918-0096 LEED+  



Bel Air  
4591 Dark Gray Range



NEW



**4814 San Pablo Blend** - Blend of Golden Tan, Terracotta, Medium Brown, w/Streaks  
**T24** Ref.23 A.Ref.24 Emi.93 A.Emi.95 SRI 24 A.SRI 26 CRRC 0918-0092



NEW




**4817 La Salle Blend** - Blend of Bright Orange, Brown and Tan  
**T24** Ref.25 A.Ref.24 Emi.91 A.Emi.91 SRI 26 A.SRI 25 CRRC 0918-0104




**4880 Shasta Blend** - Blend of Brown, Natural Gray, Tan, w/Streaks  
**T24** Ref.20 A.Ref.22 Emi.94 A.Emi.94 SRI 21 A.SRI 23 CRRC 0918-0088



**4881 Del Norte Blend** - Blend of Maroon, Terracotta, Tan, Brown  
**T24** Ref.19 A.Ref.20 Emi.94 A.Emi.94 SRI 20 A.SRI 21 CRRC 0918-0102



**4882 Manteca Blend** - Blend of Maroon, Brown, Mocha  
**T24** Ref.18 A.Ref.20 Emi.94 A.Emi.94 SRI 18 A.SRI 21 CRRC 0918-0099



**4883 Hillsborough Blend** - Blend of Brown, Natural Gray, Light Brown, w/streaks  
**T24** Ref.17 A.Ref.19 Emi.94 A.Emi.94 SRI 17 A.SRI 20 CRRC 0918-0098



**4884 Alameda Range** - Range of Brown, Natural Gray  
**T24** Ref.16 A.Ref.18 Emi.94 A.Emi.94 SRI 16 A.SRI 18 CRRC 0918-0095



NEW



**47646 Desert Clay Blend** - Blend of Medium Terracotta, Light Brown  
**T24** Ref.16 A.Ref.18 Emi.94 A.Emi.91 SRI 16 A.SRI 17 CRRC 0918-0042







Bel Air  
4773 Walnut Creek Blend



**NEW**  
**48709 Davenport Blend** - Blend of Maroon, Light Terracotta  
**T24** Ref.17 A.Ref.18 Emi.88 A.Emi.91 SRI14 A.SRI17 CRRC 0918-0076



**NEW**  
**SCB 8402 Santa Cruz Blend** - Blend of Tan, Reddish Brown, Brown  
**T24** Ref.14 A.Ref.17 Emi.89 A.Emi.92 SRI11 A.SRI16 CRRC 0918-0058



**SCB 8802 Nantucket Blend** - Blend of Gray, Tan, Brown  
**T24** Ref.14 A.Ref.16 Emi.88 A.Emi.92 SRI10 A.SRI15 CRRC 0918-0065



**SCB 8805 Seattle Blend** - Blend of Green, Taupe, Gray  
**T24** Ref.15 A.Ref.16 Emi.94 A.Emi.92 SRI15 A.SRI15 CRRC 0918-0036








**SCB 8806 Tucson Blend** - Blend of Tan, Terracotta, Mauve  
**T24** Ref.20 A.Ref.19 Emi.88 A.Emi.92 SRI 18 A.SRI 19 CRRC 0918-0085



**SCB 8825 Corona Del Mar Blend** - Blend of Dark Brown, Tan, Maroon, Brown Streaks  
**T24** Ref.14 A.Ref.17 Emi.90 A.Emi.92 SRI 11 A.SRI 16 CRRC 0918-0074




**SCB 8826 Augusta Blend** - Blend of Grayish Brown, Tan, Maroon  
**T24** Ref.19 A.Ref.19 Emi.91 A.Emi.91 SRI 18 A.SRI 19 CRRC 0918-0105



**SCB 8827 Tacoma Blend** - Blend of Brown, Gray, Taupe  
**T24** Ref.15 A.Ref.18 Emi.92 A.Emi.91 SRI 14 A.SRI 17 CRRC 0918-0047




**SMB 8816 San Gabriel Blend** - Blend of Golden Yellow, Maroon  
**T24** Ref.15 A.Ref.18 Emi.93 A.Emi.91 SRI 14 A.SRI 17 CRRC 0918-0034



**4702 Calabar Blend** - Hues of Medium Brown, Rust Blend, Yellow Streaks  
**T24** Ref.18 A.Ref.20 Emi.88 A.Emi.92 SRI 15 A.SRI 20 CRRC 0918-0063



**SMB 8820 Santa Clara Blend** - Blend of Red, Orange, Beige  
**T24** Ref.21 A.Ref.23 Emi.83 A.Emi.91 SRI 17 A.SRI 23 CRRC 0918-0021



**4815 Red Bluff Blend** - Blend of Maroon, Mocha, Terracotta, w/Streaks  
**T24** Ref.22 A.Ref.22 Emi.93 A.Emi.94 SRI 23 A.SRI 23 CRRC 0918-0089







Double Eagle Bel Air  
4097 Slate Range

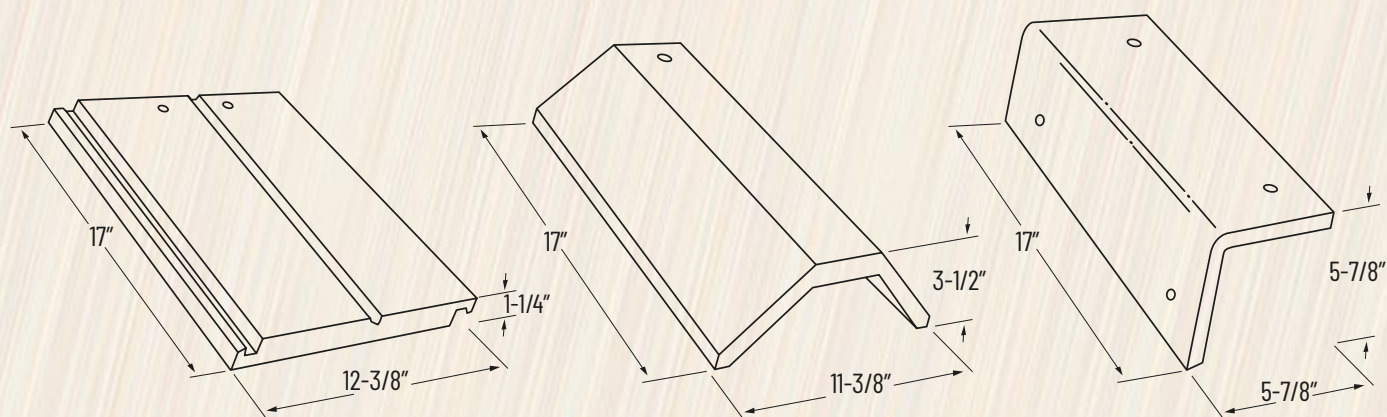


# Double Eagle Bel Air

PER 100  
SQ FT

**88.5** Tiles (3" headlap)  
**970** Pounds (approx.)

The Double Eagle Bel Air profile has a smooth surface coupled with a split tile appearance that adds the right amount of subtle differentiation and dimension to a classic look. The best part? It's perfect for any residential or commercial project.



**4087 Brown Gray Range** - Range of Brown, Gray

**T24** Ref.15 A.Ref.16 Emi.91 A.Emi.92 SRI 13 A.SRI 15 CRRC 0918-0028



**4097 Slate Range** - Range of Gray

**T24** Ref.15 A.Ref.17 Emi.94 A.Emi.92 SRI 15 A.SRI 16 CRRC 0918-0046







Golden Eagle  
1634 Kings Canyon Blend


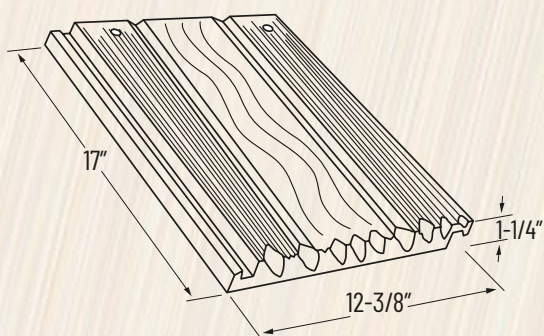


# Golden Eagle

PER 100  
SQ FT

**88.5** Tiles (3" headlap)  
**970** Pounds (approx.)

*Emulating an upgraded wood shake look, the Golden Eagle profile combines a smooth, flat surface with a partial broom swept texture that immediately grabs your attention. This type of texture allows you to create an intriguing design that welcomes many different styles from French Provincial to Cozy Cottage and even a Coastal home. This profile is available in deeper shades of charcoal, chocolate, and green which will definitely make a home more inviting!*



**1530 Weathered Adobe** - Hues of Tan, Rust Streaks

**T24** Ref.23 A.Ref.26 Emi.92 A.Emi.90 SRI 24 A.SRI **27** CRRC 0918-0017




**1634 Kings Canyon Blend** - Blend of Dark Green, Tan, Red and Black Streaks

**T24** Ref.13 A.Ref.17 Emi.94 A.Emi.92 SRI 12 A.SRI **16** CRRC 0918-0044




**1687 Brown Gray Range** - Range of Brown, Gray

**T24** Ref.15 A.Ref.16 Emi.91 A.Emi.92 SRI 13 A.SRI 15 CRRC 0918-0028



**1690 Pewter Bronze Blend** - Blend of Pewter Gray, Gold

**T24** Ref.17 A.Ref.17 Emi.91 A.Emi.92 SRI 16 A.SRI **16** CRRC 0918-0060



**1699 Charcoal Range** - Range of Gray

**T24** Ref.15 A.Ref.17 Emi.94 A.Emi.92 SRI 15 A.SRI **16** CRRC 0918-0046



A.SRI actual: #. A.SRI calculated: #. Yellow highlighted calculation indicates an A.SRI of 16 or greater. \*Color bonded/slurry tiles not recommended in locales subject to repeated freeze-thaw cycles. Notice: To ensure your satisfaction with your tile choice, we request you obtain a current tile sample; or request addresses in your area from your local Design Center/Eagle Representative.





Ponderosa Staggered  
5671 Village Blend


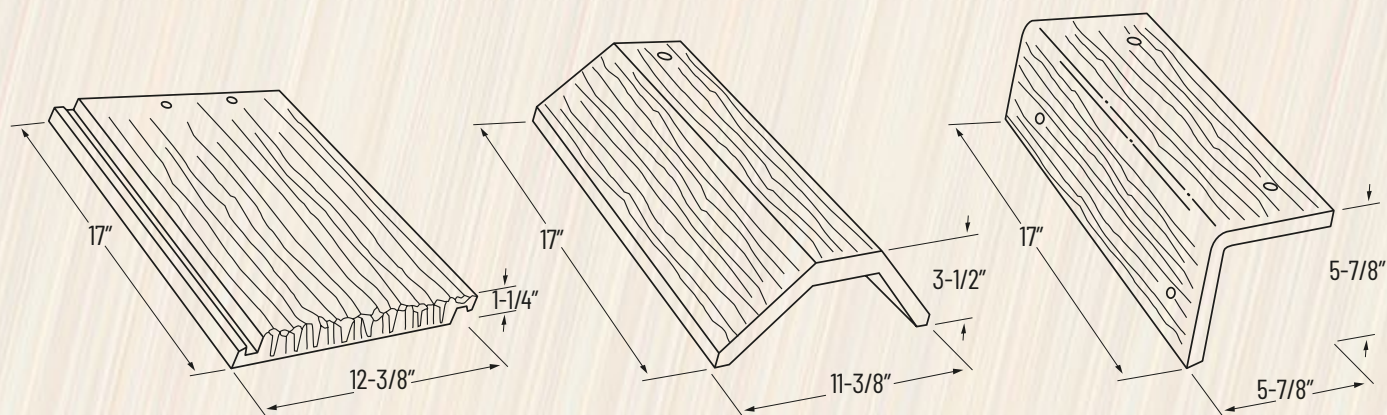


# Ponderosa

PER 100  
SQ FT


**88.5** Tiles (3" headlap)  
**970** Pounds (approx.)

*A more durable and affordable alternative to natural wood shake, our Ponderosa tile has beautifully textured shadow lines that graze its surface to deliver a truly rustic wood appearance. If you are seeking remarkable curb appeal, a Ponderosa roof will complement many architectural styles including Prairie, Craftsman and Bungalow, to name a few.*




**5502 Arcadia Canyon Brown** - Hues of Dark Brown, Black Streaks

**T24** Ref.13 A.Ref.17 Emi.94 A.Emi.92 SRI 12 A.SRI **16** CRRC 0918-0043




**5503 Sierra Madre** - Hues of Charcoal, Black Streaks

**T24** Ref.11 A.Ref.14 Emi.92 A.Emi.92 SRI 9 A.SRI 12 CRRC 0918-0111



**5504 New Cedar** - Hues of Tan, Brown Streaks

**T24** Ref.15 A.Ref.17 Emi.92 A.Emi.92 SRI 14 A.SRI 15 CRRC 0918-0110



**5511 Flintridge Gray** - Hues of Natural Gray, Black Streaks

**T24** Ref.21 A.Ref.21 Emi.93 A.Emi.90 SRI 22 A.SRI **20** CRRC 0918-0003



A.SRI actual: #. A.SRI calculated: #. Yellow highlighted calculation indicates an A.SRI of **16** or greater. \*Color bonded/slurry tiles not recommended in locales subject to repeated freeze-thaw cycles. Notice: To ensure your satisfaction with your tile choice, we request you obtain a current tile sample; or request addresses in your area from your local Design Center/Eagle Representative.



# Ponderosa

NEW



**5522 Terracotta Flashed** - Hues of Terracotta, Black Streaks

**T24** Ref.19 A.Ref.21 Emi.93 A.Emi.91 SRI 19 A.SRI **21** CRRC 0918-0033



**5530 Weathered Adobe** - Hues of Tan, Rust Streaks

**T24** Ref.23 A.Ref.26 Emi.92 A.Emi.90 SRI 24 A.SRI **27** CRRC 0918-0017



**5532 Weathered Terracotta** - Hues of Terracotta, Gold Flashed

**T24** Ref.24 A.Ref.26 Emi.88 A.Emi.88 SRI 23 A.SRI **26** CRRC 0918-0014




**5557 Live Oak** - Hues of Rosy Brown, Dark Brown Streaks

**T24** Ref.18 A.Ref.18 Emi.90 A.Emi.92 SRI 16 A.SRI **17** CRRC 0918-0061



**5582 Fawn Gray Flashed** - Hues of Gray, Yellow Streaks




**5602 Concord Blend** - Blend of Charcoal, Tan

**T24** Ref.15 A.Ref.17 Emi.92 A.Emi.92 SRI 14 A.SRI 15 CRRC 0918-0107



**5634 Kings Canyon Blend** - Blend of Dark Green, Tan, Red and Black Streaks

**T24** Ref.13 A.Ref.17 Emi.94 A.Emi.92 SRI 12 A.SRI **16** CRRC 0918-0044



**5636 Piedmont Blend** - Blend of Terracotta, Maroon, Brown

**T24** Ref.18 A.Ref.19 Emi.90 A.Emi.94 SRI 16 A.SRI **20** CRRC 0918-0066









**5645 Sunrise Blend** - Blend of Terracotta, Brown  
**T24** Ref.18 A.Ref.21 Emi.93 A.Emi.93 SRI 18 A.SRI **22** CRRC 0918-0030



**5671 Village Blend** - Blend of Peachy Tan, Taupe, Brown, Dark Brown  
**T24** Ref.17 A.Ref.18 Emi.93 A.Emi.92 SRI 17 A.SRI **17** CRRC 0918-0039




**5687 Brown Gray Range** - Range of Brown, Gray  
**T24** Ref.15 A.Ref.16 Emi.91 A.Emi.92 SRI 13 A.SRI **15** CRRC 0918-0028




**5689 Brown Range** - Range of Brown  
**T24** Ref.15 A.Ref.17 Emi.92 A.Emi.93 SRI 14 A.SRI **17** CRRC 0918-0026




**5690 Pewter Bronze Blend** - Blend of Pewter Gray, Gold  
**T24** Ref.17 A.Ref.17 Emi.91 A.Emi.92 SRI 16 A.SRI **16** CRRC 0918-0060



**5698 Kona Red Range** - Range of Red  
**T24** Ref.25 A.Ref.27 Emi.83 A.Emi.90 SRI 22 A.SRI **28** CRRC 0918-0018



**5699 Charcoal Range** - Range of Gray  
**T24** Ref.15 A.Ref.17 Emi.94 A.Emi.92 SRI 15 A.SRI **16** CRRC 0918-0046



**5808 Tombstone Blend** - Blend of Pewter Gray, Bronze, Tan w/Streaks  
**T24** Ref.17 A.Ref.19 Emi.95 A.Emi.94 SRI 18 A.SRI **20** CRRC 0918-0097





# Ponderosa



**5809 Lomita Range** - Range of Light Brown, Medium Brown, Maroon  
T24 Ref.15 A.Ref.18 Emi.95 A.Emi.94 SRI15 A.SRI18 CRRC 0918-0093



**5810 Avondale Blend** - Hues of Brown, Gray, Natural Gray w/Streaks  
T24 Ref.13 A.Ref.15 Emi.95 A.Emi.94 SRI13 A.SRI15 CRRC 0918-0094



**SCP 8802 Nantucket Blend** - Blend of Gray, Tan, Brown  
T24 Ref.14 A.Ref.16 Emi.88 A.Emi.92 SRI10 A.SRI15 CRRC 0918-0065



**SCP 8803 Arlington Blend** - Blend of Gray, Tan, Taupe, Dark Brown  
T24 Ref.13 A.Ref.16 Emi.89 A.Emi.92 SRI10 A.SRI15 CRRC 0918-0071



**SCP 8804 Hershey Blend** - Blend of Reddish Brown, Taupe, Dark Brown  
T24 Ref..12 A.Ref.13 Emi.89 A.Emi.94 SRI8 A.SRI12 CRRC 0918-0078



**SCP 8805 Seattle Blend** - Blend of Green, Taupe, Gray  
T24 Ref.15 A.Ref.16 Emi.94 A.Emi.92 SRI15 A.SRI15 CRRC 918-0036



**Santa Paula** - Hues of Tan, Cream, Brown Streaks



**5679 Light Gray Range** - Range of Light Gray  
T24 Ref.21 A.Ref.21 Emi.93 A.Emi.91 SRI22 A.SRI21 CRRC 0918-0004





NEW



**5702 Calabar Blend** - Hues of Medium Brown, Rust Blend, Yellow Streaks  
**T24** Ref.18 A.Ref.20 Emi.88 A.Emi.92 SRI 15 A.SRI 20 CRRC 0918-0063




NEW



**5814 San Pablo Blend** - Blend of Golden Tan, Terracotta, Medium Brown, w/Streaks  
**T24** Ref.23 A.Ref.24 Emi.93 A.Emi.95 SRI 24 A.SRI 26 CRRC 0918-0063



NEW



**5815 Red Bluff Blend** - Blend of Maroon, Mocha, Terracotta, w/Streaks  
**T24** Ref.22 A.Ref.22 Emi.93 A.Emi.94 SRI 23 A.SRI 23 CRRC 0918-0089



NEW



**5880 Shasta Blend** - Blend of Brown, Natural Gray, Tan, w/Streaks  
**T24** Ref.17 A.Ref.17 Emi.94 A.Emi.94 SRI 17 A.SRI 23 CRRC 0918-0098



**Ponderosa**  
 5699 Charcoal Range





Double Eagle Ponderosa  
5087 Brown Gray Range


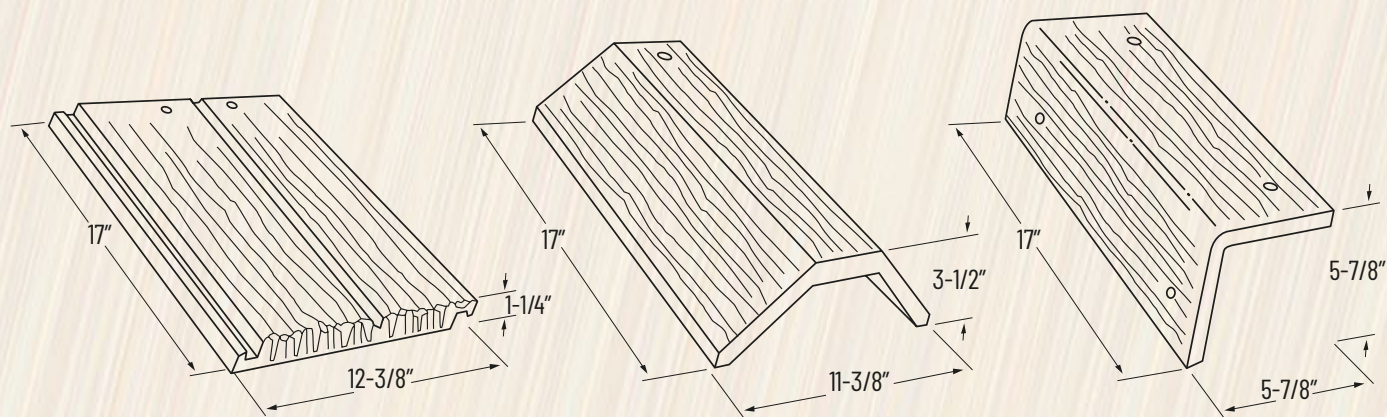


# Double Eagle Ponderosa

PER 100  
SQ FT


**88.5** Tiles (3" headlap)  
**970** Pounds (approx.)

*If you are seeking the aesthetics of hand split cedar shake, then Double Eagle Ponderosa is for you! This tile will create a dramatic, classic look that will enhance the appearance of any residential or commercial property while providing you with the durability, sustainability and beauty you desire.*



**5087 Brown Gray Range** - Range of Brown, Gray

**T24** Ref.15 A.Ref.16 Emi.91 A.Emi.92 SRI 13 A.SRI 15 CRRC 0918-0028



**5099 Charcoal Range** - Range of Gray

**T24** Ref.15 A.Ref.17 Emi.94 A.Emi.92 SRI 15 A.SRI 16 CRRC 0918-0046







*This is an inspirational slate photo. Eagle's products in the next few pages will emulate the luxurious nature of slate at a more affordable price.*





# Slate *Inspiration*


*Around for centuries, slate is a beautiful roofing material that has been used on some of the world's greatest buildings. However, the weight and expense of slate has made it an unattainable commodity for many—until now. Eagle Roofing Products has created a distinguished, gorgeous collection that has been inspired by the oldest roofing product on earth. Emulating the look, feel and longevity of natural slate, our Tapered Slate and Textured Slate lines provide contrast and character to your residential or commercial roof in ways that appear subtle, yet distinctive.*

*Quality craftsmanship and architectural prestige, at a fraction of the cost of real or synthetic slate; that's what you can expect from our Slate Inspired collection.*







**Tapered Slate**  
49655 Mount Dora Blend





**49718 Catskill** - Hues of Moss Green, Dark Green, Green, and White Streaks

**T24** Ref.29 A.Ref.29 Emi.91 A.Emi.91 SRI 31 A.SRI **31** CRRC 0918-0103 LEED<sup>+</sup>  



**49581 Arcadia Canyon Brown** - Hues of Dark Brown, Black Streaks

**T24** Ref.13 A.Ref.17 Emi.94 A.Emi.92 SRI 12 A.SRI **16** CRRC 0918-0043  

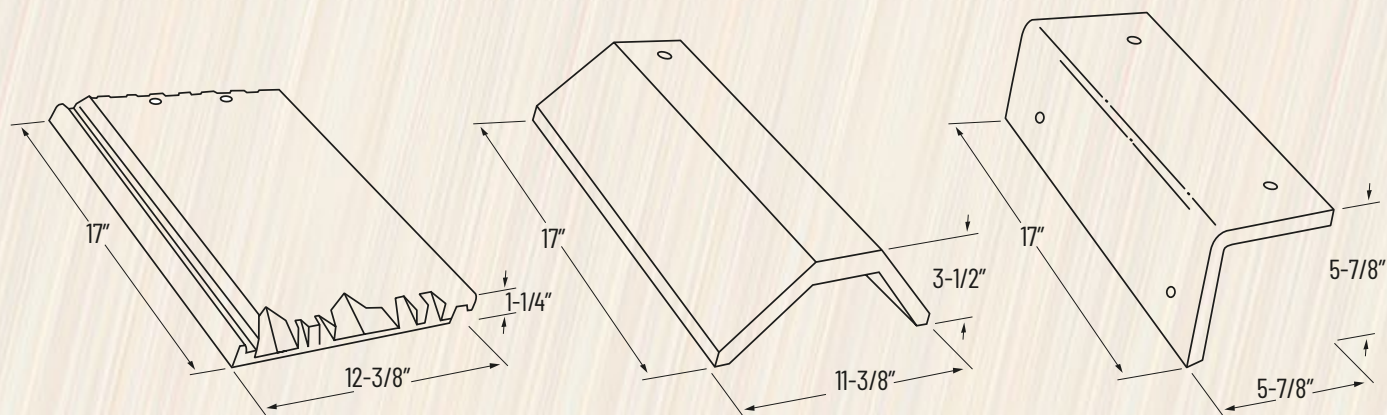


# Tapered Slate


PER 100  
SQ FT

**88.5** Tiles (3" headlap)  
**970** Pounds (approx.)

*Tapered Slate tile features a beautiful smooth texture, beveled sides and an aggressive chamfered edge treatment that highlights the inherent beauty of traditional slate. Colors range from a variety of timeless earth tones, producing a natural blend of varying depths for a brilliant roof that you will be proud of.*




**NEW**



**49595 Dark Charcoal** - Hues of Dark Charcoal, Black Streaks

**NEW**



**49602 Concord Blend** - Blend of Charcoal, Tan

**T24** Ref.15 A.Ref.17 Emi.92 A.Emi.92 SRI14 A.SRI15 CRRC 0918-0107



**NEW**



**49634 Kings Canyon Blend** - Blend of Dark Green, Tan, Red and Black Streaks

**T24** Ref.13 A.Ref.17 Emi.94 A.Emi.92 SRI12 A.SRI16 CRRC 0918-0044



**NEW**



**49655 Mount Dora Blend** - Blend of Gray, White, Black Streaks

**T24** Ref.17 A.Ref.18 Emi.93 A.Emi.93 SRI17 A.SRI18 CRRC 0918-0109



A.SRI actual: #. A.SRI calculated: #. Yellow highlighted calculation indicates an A.SRI of 16 or greater. \*Color bonded/slurry tiles not recommended in locales subject to repeated freeze-thaw cycles. Notice: To ensure your satisfaction with your tile choice, we request you obtain a current tile sample; or request addresses in your area from your local Design Center/Eagle Representative.





Capistrano  
SCC 8830 Albuquerque Blend





# Barrel Profiles

*Inspiration that will move you... Eagle's high and medium barrel shaped profiles exude rich colors, unmatched aesthetics and timeless elegance. Whether you are looking to emulate the authentic look of Spanish tile in the Old World or wish for a more contemporary style while mirroring the Mediterranean appearance found in the roofscapes of Italy, France and Greece; you can rest assured that your curb appeal will be the envy of everyone in your neighborhood.*





Capistrano  
3636 Piedmont Blend


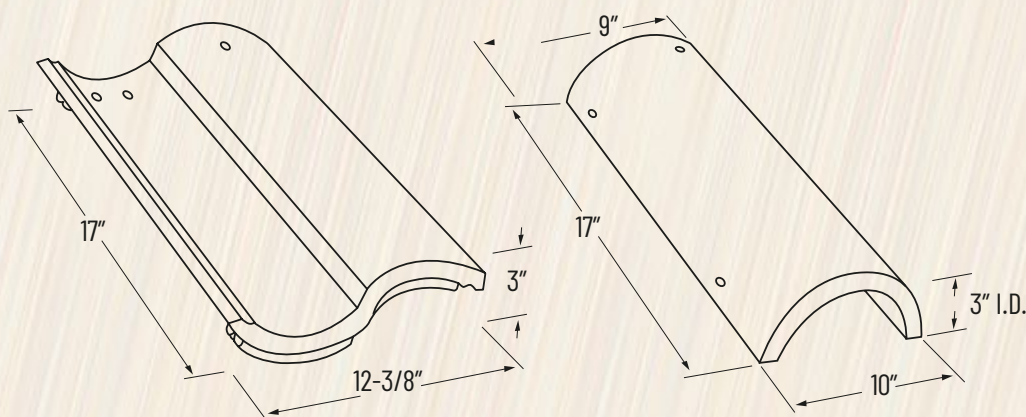


# Capistrano

PER 100  
SQ FT

**88.5** Tiles (3" headlap)  
**900** Pounds (approx.)

*A high S-profile tile, our Capistrano is semi-cylindrical and is the most traditionally recognized of all tile profiles. While you may think a Capistrano tile roof is suitable for only Spanish or Italian architecture, it actually offers stunning good looks that work well with any style, as it pairs nicely with stucco, stone or brick siding. It is used widely on residential, commercial, military and institutional buildings throughout the United States.*



**3118 Terracotta Gold\*** - Hues of Terracotta, Gold Flashed

**T24** Ref..37 A.Ref..32 Emi..92 A.Emi..92 SRI 42 A.SRI **35** CRRC 0918-0002 LEED+



**3124 Hilo Sunset\*** - Hues of Burnt Orange, Brown Flashed



**3125 Terracotta\*** - Hues of Terracotta

**T24** Ref..34 A.Ref..30 Emi..87 A.Emi..92 SRI 36 A.SRI **33** CRRC 0918-0084



**3258 Ridgecrest\*** - Hues of Tan, Cream Flashed

**T24** Ref..51 A.Ref..47 Emi..93 A.Emi..85 SRI 61 A.SRI **53** CRRC 0918-0008 LEED+



# Capistrano

NEW



**3511 Flintridge Gray** - Hues of Natural Gray, Black Streaks

**T24** Ref.21 A.Ref.21 Emi.93 A.Emi.90 SRI 22 A.SRI 20 CRRC 0918-0003



**3520 Weathered Terracotta Flashed** - Hues of Light Terracotta, Black, Red Streaks

**T24** Ref.19 A.Ref.20 Emi.93 A.Emi.92 SRI 19 A.SRI 20 CRRC 0918-0038



**3522 Terracotta Flashed** - Hues of Terracotta, Black Streaks

**T24** Ref.19 A.Ref.21 Emi.93 A.Emi.91 SRI 19 A.SRI 21 CRRC 0918-0033



**3523 Dark Terracotta** - Hues of Dark Terracotta

NEW



**3526 Valencia** - Hues of Red Orange, Brown Streaks

**T24** Ref.19 A.Ref.20 Emi.89 A.Emi.92 SRI 17 A.SRI 20 CRRC 0918-0053



**3530 Weathered Adobe** - Hues of Tan, Rust Streaks

**T24** Ref.23 A.Ref.26 Emi.92 A.Emi.90 SRI 24 A.SRI 27 CRRC 0918-0017



**3532 Weathered Terracotta** - Hues of Terracotta, Gold Flashed

**T24** Ref.24 A.Ref.26 Emi.88 A.Emi.88 SRI 23 A.SRI 26 CRRC 0918-0014



**3538 Corona Red Flashed** - Hues of Red, Black Streaks

**T24** Ref.16 A.Ref.18 Emi.95 A.Emi.92 SRI 16 A.SRI 17 CRRC 0918-0035







**3549 Santa Paula** - Hues of Tan, Cream, Brown Streaks

**T24** Ref.20 A.Ref.20 Emi.89 A.Emi.89 SRI 18 A.SRI 18 CRRC 0918-0049



**3555 Alhambra** - Hues of Terracotta, Yellow Streaks

**T24** Ref.22 A.Ref.22 Emi.89 A.Emi.92 SRI 21 A.SRI 22 CRRC 0918-0054



**3560 Caliente** - Hues of Red, Yellow Streaks

**T24** Ref.28 A.Ref.27 Emi.88 A.Emi.90 SRI 28 A.SRI 28 CRRC 0918-0011



**3576 Topanga** - Hues of Brown, Black, Peach Streaks

**T24** Ref.15 A.Ref.19 Emi.92 A.Emi.92 SRI 14 A.SRI 19 CRRC 0918-0027



**3578 Ramona** - Hues of Clay Red, Maroon Streaks

**T24** Ref.15 A.Ref.18 Emi.93 A.Emi.91 SRI 14 A.SRI 17 CRRC 0918-0034



**3581 Arcadia Canyon Brown** - Hues of Dark Brown, Black Streaks

**T24** Ref.13 A.Ref.17 Emi.94 A.Emi.92 SRI 12 A.SRI 16 CRRC 0918-0043



**3605 San Benito Blend** - Blend of Terracotta, Light Brown

**T24** Ref.20 A.Ref.21 Emi.92 A.Emi.91 SRI 20 A.SRI 21 CRRC 0918-0031



**3606 Vallejo Range** - Range of Dark Purple

**T24** Ref.15 A.Ref.18 Emi.92 A.Emi.91 SRI 14 A.SRI 17 CRRC 0918-0048





# Capistrano



**3615 Weathered Terracotta Range** - Range of Terracotta  
**T24** Ref.23 A.Ref.25 Emi.87 A.Emi.88 SRI 21 A.SRI **24** CRRC 0918-0015



**3626 Rancho Cordova Blend** - Blend of Green, Gold, Purple  
**T24** Ref.17 A.Ref.19 Emi.93 A.Emi.91 SRI 17 A.SRI **18** CRRC 0918-0040



**3628 Knoxville Blend** - Blend of Gray, Red, Terracotta, Light Brown, Black Streaking  
**T24** Ref.20 A.Ref.21 Emi.93 A.Emi.95 SRI 20 A.SRI **23** CRRC 0918-0100



**3634 Kings Canyon Blend** - Blend of Dark Green, Tan, Red and Black Streaks  
**T24** Ref.13 A.Ref.17 Emi.94 A.Emi.92 SRI 12 A.SRI **16** CRRC 0918-0044



**3636 Piedmont Blend** - Blend of Terracotta, Maroon, Brown  
**T24** Ref.18 A.Ref.19 Emi.90 A.Emi.94 SRI 16 A.SRI **20** CRRC 0918-0066



**3645 Sunrise Blend** - Blend of Terracotta, Brown  
**T24** Ref.18 A.Ref.21 Emi.93 A.Emi.93 SRI 18 A.SRI **22** CRRC 0918-0030



**3646 Sunset Blend** - Blend of Medium Terracotta, Brown  
**T24** Ref.16 A.Ref.18 Emi.94 A.Emi.91 SRI 16 A.SRI **17** CRRC 0918-0042



**3680 Los Padres Blend** - Blend of Terracotta, Tan, Gray  
**T24** Ref.24 A.Ref.24 Emi.91 A.Emi.91 SRI 25 A.SRI **25** CRRC 0918-0013







**3684 San Rafael Blend** - Blend of Purple, Tan  
**T24** Ref.16 A.Ref.18 Emi.91 A.Emi.94 SRI 14 A.SRI 18 CRRC 0918-0068



**3687 Brown Gray Range** - Range of Brown, Gray  
**T24** Ref.15 A.Ref.16 Emi.91 A.Emi.92 SRI 13 A.SRI 15 CRRC 0918-0028



**3689 Brown Range** - Range of Brown  
**T24** Ref.15 A.Ref.17 Emi.92 A.Emi.93 SRI 14 A.SRI 17 CRRC 0918-0026



**3690 Pewter Bronze Blend** - Blend of Pewter Gray, Gold  
**T24** Ref.17 A.Ref.17 Emi.91 A.Emi.92 SRI 16 A.SRI 16 CRRC 0918-0060



**Capistrano**  
**3626 Rancho Cordova Blend**



# Capistrano



**3697 Slate Range** - *Range of Charcoal*  
**T24** Ref.15 A.Ref.17 Emi.94 A.Emi.92 SRI15 A.SRI16 CRRC 0918-0046



**3698 Kona Red Range** - *Range of Red*  
**T24** Ref.25 A.Ref.27 Emi.83 A.Emi.90 SRI22 A.SRI28 CRRC 0918-0018



**3702 Calabar Blend** - *Hues of Medium Brown, Rust Blend, Yellow Streaks*  
**T24** Ref.18 A.Ref.20 Emi.88 A.Emi.92 SRI15 A.SRI20 CRRC 0918-0063




**3723 Adobe Blend** - *Blends of Maroon, Terracotta, Gray, Gold*  
**T24** Ref.17 A.Ref.17 Emi.92 A.Emi.91 SRI16 A.SRI16 CRRC 0918-0045



**Capistrano**  
**3723 Adobe Blend**



**NEW**



**3743 Cocoa Range** - Range of Dark Brown

**T24** Ref.12 A.Ref.14 Emi.91 A.Emi.91 SRI 9 A.SRI 12 CRRC 0918-0106




**3773 Walnut Creek Blend** - Blend of Tan, Orange, Dark Brown

**T24** Ref.20 A.Ref.23 Emi.94 A.Emi.91 SRI 21 A.SRI 23 CRRC 0918-0037




**3813 San Mateo Blend** - Blend of Brown, Red, Tan, Light Terracotta

**T24** Ref.19 A.Ref.20 Emi.93 A.Emi.95 SRI 19 A.SRI 21 CRRC 0918-0090



**3814 San Pablo Blend** - Blend of Golden Tan, Terracotta, Medium Brown, w/Streaks

**T24** Ref.23 A.Ref.24 Emi.93 A.Emi.95 SRI 24 A.SRI 26 CRRC 0918-0092



**3815 Red Bluff Blend** - Blend of Maroon, Mocha, Terracotta, w/Streaks

**T24** Ref.22 A.Ref.22 Emi.93 A.Emi.94 SRI 23 A.SRI 23 CRRC 0918-0089



**3816 San Ramon Range** - Range of Dark Brown, Tan, Terracotta, Light Terracotta

**T24** Ref.19 A.Ref.21 Emi.94 A.Emi.95 SRI 20 A.SRI 23 CRRC 0918-0091



**NEW**



**3817 La Salle Blend** - Blend of Bright Orange, Brown and Tan

**T24** Ref.25 A.Ref.24 Emi.91 A.Emi.91 SRI 26 A.SRI 25 CRRC 0918-0104



**NEW**



**37646 Desert Clay Blend** - Blend of Medium Terracotta, Light Brown

**T24** Ref.16 A.Ref.18 Emi.94 A.Emi.91 SRI 16 A.SRI 17 CRRC 0918-0042














**38709 Davenport Blend** - Blend of Maroon, Light Terracotta  
**T24** Ref.17 A.Ref.18 Emi.88 A.Emi.91 SRI14 A.SRI17 CRRC 0918-0076



**SCC 8805 Seattle Blend** - Blend of Green, Taupe, Gray  
**T24** Ref.15 A.Ref.16 Emi.94 A.Emi.92 SRI15 A.SRI15 CRRC 0918-0036




**SCC 8806 Tucson Blend** - Blend of Tan, Terracotta, Mauve  
**T24** Ref.20 A.Ref.19 Emi.88 A.Emi.92 SRI18 A.SRI19 CRRC 0918-0085




**SCC 8825 Corona Del Mar Blend** - Blend of Dark Brown, Tan, Maroon, Brown Streaks  
**T24** Ref.14 A.Ref.17 Emi.90 A.Emi.92 SRI11 A.SRI16 CRRC 0918-0074



**SCC 8830 Albuquerque Blend** - Blend of Dark Brown, Terracotta, Maroon  
**T24** Ref.17 A.Ref.19 Emi.90 A.Emi.92 SRI15 A.SRI19 CRRC 0918-0050



**SMC 8402 Santa Cruz Blend** - Blend of Tan, Reddish Brown, Brown  
**T24** Ref.14 A.Ref.17 Emi.89 A.Emi.92 SRI11 A.SRI16 CRRC 0918-0058



**SMC 8816 San Gabriel Blend** - Blend of Golden Yellow, Maroon  
**T24** Ref.15 A.Ref.18 Emi.93 A.Emi.91 SRI14 A.SRI17 CRRC 0918-0034



**SMC 8820 Santa Clara Blend** - Blend of Red, Orange, Beige  
**T24** Ref.21 A.Ref.23 Emi.83 A.Emi.91 SRI17 A.SRI23 CRRC 0918-0021





Malibu  
2526 Valencia




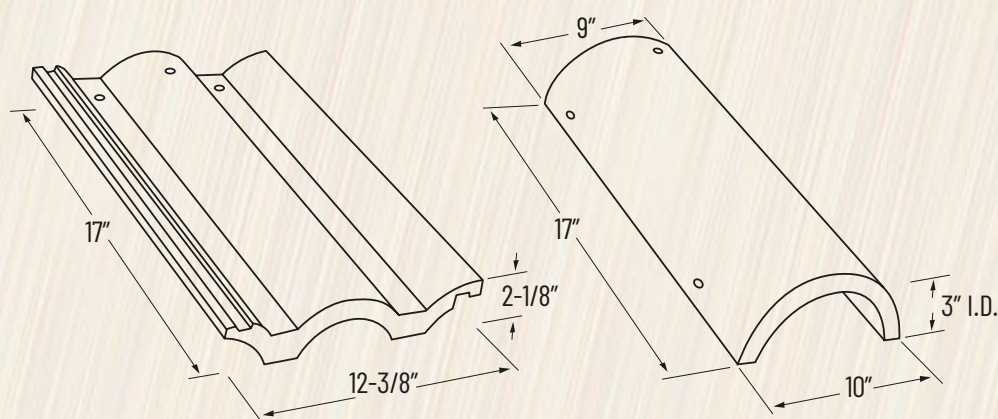


# Malibu

PER 100  
SQ FT

**88** Tiles (3" headlap)  
**903** Pounds (approx.)

*Malibu tile has gentle curves, which adds visual interest and striking effects, easily complementing modern architectural designs and large buildings. It's particularly effective on distinctive homes, apartments, hotels, places of worship and commercial structures. It's the best of both worlds, where Mediterranean meets Contemporary.*



**2118 Terracotta Gold\*** - Hues of Terracotta, Gold Flashed

**T24** Ref.37 A.Ref.32 Emi.92 A.Emi.92 SRI 42 A.SRI **35** CRRC 0918-0002 LEED+



**2124 Hilo Sunset\*** - Hues of Burnt Orange, Brown Flashed



**2209 Arrowhead Gray\*** - Hues of Gray, Smoke Gray Flashed



**2258 Ridgecrest\*** - Hues of Tan, Cream Flashed

**T24** Ref.51 A.Ref.47 Emi.93 A.Emi.85 SRI 61 A.SRI **53** CRRC 0918-0008 LEED+



NEW



**2511 Flintridge Gray** - Hues of Natural Gray, Black Streaks  
**T24** Ref.21 A.Ref.21 Emi.93 A.Emi.90 SRI22 A.SRI20 CRRC 0918-0003



**2520 Weathered Terracotta Flashed** - Hues of Light Terracotta, Black, Red Streaks  
**T24** Ref.19 A.Ref.20 Emi.93 A.Emi.92 SRI19 A.SRI20 CRRC 0918-0038



**2522 Terracotta Flashed** - Hues of Terracotta, Black Streaks  
**T24** Ref.19 A.Ref.21 Emi.93 A.Emi.91 SRI19 A.SRI21 CRRC 0918-0033



**2523 Dark Terracotta** - Hues of Dark Terracotta

NEW



**2526 Valencia** - Hues of Red Orange, Brown Streaks  
**T24** Ref.19 A.Ref.20 Emi.89 A.Emi.92 SRI17 A.SRI20 CRRC 0918-0053



**2530 Weathered Adobe** - Hues of Tan, Rust Streaks  
**T24** Ref.23 A.Ref.26 Emi.92 A.Emi.90 SRI24 A.SRI27 CRRC 0918-0017



**2549 Santa Paula** - Hues of Tan, Cream, Brown Streaks  
**T24** Ref.20 A.Ref.20 Emi.89 A.Emi.89 SRI18 A.SRI18 CRRC 0918-0049



**2555 Alhambra** - Hues of Terracotta, Yellow Streaks  
**T24** Ref.22 A.Ref.22 Emi.89 A.Emi.92 SRI21 A.SRI22 CRRC 0918-0054





NEW



**2560 Caliente** - Hues of Red, Yellow Streaks

**T24** Ref.28 A.Ref.27 Emi.88 A.Emi.90 SRI 28 A.SRI 28 CRRC 0918-0011



NEW



**2576 Topanga** - Brown, Black, Peach Streaks

**T24** Ref.15 A.Ref.19 Emi.92 A.Emi.92 SRI 14 A.SRI 19 CRRC 0918-0027



**2578 Ramona** - Clay Red, Maroon Streaks

**T24** Ref.15 A.Ref.18 Emi.93 A.Emi.91 SRI 14 A.SRI 17 CRRC 0918-0034



**2581 Arcadia Canyon Brown** - Hues of Dark Brown, Black Streaks

**T24** Ref.13 A.Ref.17 Emi.94 A.Emi.92 SRI 12 A.SRI 16 CRRC 0918-0043



**2605 San Benito Blend** - Blend of Terracotta, Light Brown

**T24** Ref.20 A.Ref.21 Emi.92 A.Emi.91 SRI 20 A.SRI 21 CRRC 0918-0031



**2606 Vallejo Range** - Range of Dark Purple

**T24** Ref.15 A.Ref.18 Emi.92 A.Emi.91 SRI 14 A.SRI 17 CRRC 0918-0048



**2615 Weathered Terracotta Range** - Range of Terracotta

**T24** Ref.23 A.Ref.25 Emi.87 A.Emi.88 SRI 21 A.SRI 24 CRRC 0918-0015



**2626 Rancho Cordova Blend** - Blend of Green, Gold, Purple

**T24** Ref.17 A.Ref.19 Emi.93 A.Emi.91 SRI 17 A.SRI 18 CRRC 0918-0040







**2634 Kings Canyon Blend** - Blend of Dark Green, Tan, Red and Black Streaks  
**T24** Ref.13 A.Ref.17 Emi.94 A.Emi.92 SRI12 A.SRI16 CRRC 0918-0044



**2636 Piedmont Blend** - Blend of Terracotta, Maroon, Brown  
**T24** Ref.18 A.Ref.19 Emi.90 A.Emi.94 SRI16 A.SRI20 CRRC 0918-0066



**2645 Sunrise Blend** - Blend of Terracotta, Brown  
**T24** Ref.18 A.Ref.21 Emi.93 A.Emi.93 SRI18 A.SRI22 CRRC 0918-0030



**2646 Sunset Blend** - Blend of Medium Terracotta, Brown  
**T24** Ref.16 A.Ref.18 Emi.94 A.Emi.91 SRI16 A.SRI17 CRRC 0918-0042



**2680 Los Padres Blend** - Blend of Terracotta, Tan, Gray  
**T24** Ref.24 A.Ref.24 Emi.91 A.Emi.91 SRI25 A.SRI25 CRRC 0918-0013



**2684 San Rafael Blend** - Blend of Purple, Tan  
**T24** Ref.16 A.Ref.18 Emi.91 A.Emi.94 SRI14 A.SRI18 CRRC 0918-0068



**2687 Brown Gray Range** - Range of Brown, Gray  
**T24** Ref.15 A.Ref.16 Emi.91 A.Emi.92 SRI13 A.SRI15 CRRC 0918-0028



**2689 Brown Range** - Range of Brown  
**T24** Ref.15 A.Ref.17 Emi.92 A.Emi.93 SRI14 A.SRI17 CRRC 0918-0026







**2690 Pewter Bronze Blend** - Blend of Pewter Gray, Gold  
**T24** Ref.17 A.Ref.17 Emi.91 A.Emi.92 SRI 16 A.SRI 16 CRRC 0918-0060



**2697 Slate Range** - Range of Charcoal  
**T24** Ref.15 A.Ref.17 Emi.94 A.Emi.92 SRI 15 A.SRI 16 CRRC 0918-0046



**2698 Kona Red Range** - Range of Red  
**T24** Ref.25 A.Ref.27 Emi.83 A.Emi.90 SRI 22 A.SRI 28 CRRC 0918-0018



**2702 Calabar Blend** - Hues of Medium Brown, Rust Blend, Yellow Streaks  
**T24** Ref.18 A.Ref.20 Emi.88 A.Emi.92 SRI 15 A.SRI 20 CRRC 0918-0063







**2723 Adobe Blend** - Blend of Maroon, Terracotta, Gray, Gold  
**T24** Ref.17 A.Ref.17 Emi.92 A.Emi.91 SRI16 A.SRI16 CRRC 0918-0045



**2743 Cocoa Range** - Range of Dark Brown  
**T24** Ref.12 A.Ref.14 Emi.91 A.Emi.91 SRI9 A.SRI12 CRRC 0918-0106



**2773 Walnut Creek Blend** - Blend of Tan, Orange, Dark Brown  
**T24** Ref.20 A.Ref.23 Emi.94 A.Emi.91 SRI21 A.SRI23 CRRC 0918-0037




**SCM 8805 Seattle Blend** - Blend of Green, Taupe, Gray  
**T24** Ref.15 A.Ref.16 Emi.94 A.Emi.92 SRI15 A.SRI15 CRRC 0918-0036



**SCM 8806 Tucson Blend** - Blend of Tan, Terracotta, Mauve  
**T24** Ref.20 A.Ref.19 Emi.88 A.Emi.92 SRI18 A.SRI19 CRRC 0918-0085



**SCM 8825 Corona Del Mar Blend** - Blend of Dark Brown, Tan, Maroon, Brown Streaks  
**T24** Ref.14 A.Ref.17 Emi.90 A.Emi.92 SRI11 A.SRI16 CRRC 0918-0074



**SCM 8830 Albuquerque Blend** - Blend of Dark Brown, Terracotta, Maroon  
**T24** Ref.17 A.Ref.19 Emi.90 A.Emi.92 SRI15 A.SRI19 CRRC 0918-0050



**SMM 8402 Santa Cruz Blend** - Blend of Tan, Reddish Brown, Brown  
**T24** Ref.14 A.Ref.17 Emi.89 A.Emi.92 SRI11 A.SRI16 CRRC 0918-0058







**SMM 8816 San Gabriel Blend** - Blend of Golden Yellow, Maroon  
**T24** Ref.15 A.Ref.18 Emi.93 A.Emi.91 SRI 14 A.SRI **17** CRRC 0918-0034











# *Signature* Blends of Blends

***Lush Blends + Personal Style = Stunning Color Combinations***

*A refined twist to playing with color, our Signature Blends of Blends line emulates the classic look of real clay tiles with natural blends that allow greater flexibility in creating the most traditional to the most contemporary of roof designs. Use our virtually limitless color palette to create a distinct blend for your residential or commercial project. A **handcrafted work of art**, we encourage you to go ahead and explore the possibilities.*



# Inspiration That Commands Attention

*Oakey browns, warm coppers, rusty golds, charcoal hues, plum undertones...*

*This is just a snippet of the color options you have at your disposal to create your own custom Signature Blends of Blends. Your sense of style will shine through with captivating color blends that will make your roof and your home uniquely yours.*

## Achieving the Signature Blends of Blends Appearance

**The blends featured are a small sampling of the vast color possibilities available. Note some colors may not be available in your area.** To create your own Signature Blends of Blends look, we encourage you to contact your local Eagle Account Representative who can assist you in this process. Signature Blends of Blends do not come pre-packaged or blended in the pallet and are to be purchased individually. Eagle Roofing Products recommends that you discuss the design effect and percentage of each color with your Roofer, prior to installation, to ensure that you achieve the desired look and that no hot spots (patches of color that undo the blended effect) are created. Your Roofing Contractor is responsible for blending the colors during the loading of and installation of the tiles in order to create the Signature Blends of Blends design, ensuring that the placement of the tile is completed in an aesthetically pleasing manner.







*SCC 8830 Albuquerque Blend*  
*SMC 8820 Santa Clara*




**SCC 8830 Albuquerque Blend** - Blend of Dark Brown, Terracotta, Maroon



**SMC 8820 Santa Clara** - Blend of Red, Orange, Beige

*SCC 8830 Albuquerque Blend*  
*SMC 8402 Santa Cruz*



**SCC 8830 Albuquerque Blend** - Blend of Dark Brown, Terracotta, Maroon



**SMC 8402 Santa Cruz** - Blend of Tan, Reddish Brown, Brown



Signature Blends of Blends



SCC 8806 Tucson Blend - Blend of Tan, Terracotta, Mauve

3605 San Benito Blend - Blend of Terracotta, Light Brown



SCC 8806 Tucson Blend  
3605 San Benito Blend

SCC 8806 Tucson Blend  
3636 Piedmont Blend



SCC 8806 Tucson Blend - Blend of Tan, Terracotta, Mauve


3636 Piedmont Blend - Blend of Terracotta, Maroon, Brown







*37646 Desert Clay Blend*  
*3814 San Pablo Blend*




**37646 Desert Clay Blend** - Blend of Medium Terracotta, Light Brown



**3814 San Pablo Blend** - Blend of Golden Tan, Terracotta, Medium Brown, W/Streaks

*37646 Desert Clay Blend*  
*3645 Sunrise Blend*



**37646 Desert Clay Blend** - Blend of Medium Terracotta, Light Brown




**3645 Sunrise Blend** - Blend of Terracotta, Brown



## Signature Blends of Blends



*47646 Desert Clay Blend*  
*4814 San Pablo Blend*



**47646 Desert Clay Blend** - Blend of Medium Terracotta, Light Brown



**4814 San Pablo Blend** - Blend of Golden Tan, Terracotta, Medium Brown, W/Streaks

*SCB 8806 Tucson Blend*  
*4636 Piedmont Blend*



**SCB 8806 Tucson Blend** - Blend of Tan, Terracotta, Mauve



**4636 Piedmont Blend** - Blend of Terracotta, Maroon, Brown






**47646 Desert Clay Blend** - Blend of Medium Terracotta, Light Brown

**4645 Sunrise Blend** - Blend of Terracotta, Brown




*47646 Desert Clay Blend  
4645 Sunrise Blend*

*4634 Kings Canyon Blend  
4690 Pewter Bronze Blend*



**4634 Kings Canyon Blend** - Blend of Dark Green, Tan, Red and Black Streaks

**4690 Pewter Bronze Blend** - Blend of Pewter Gray, Gold







Capistrano—Boosted  
3645 Sunrise Blend





# *Boosted Capistrano* Accessories

*Seeking the genuine look of old Spanish tile without the premium cost of a clay roof? Realize your vision with Eagle's Boosted Capistrano. Your home will dazzle with rustic touches of Old World charm that bring the genuine look of natural clay to life. All this with the peace of mind that your concrete tile roof is designed to last the life of your structure, while adding undeniable character to your exterior space.*



# Boosted Capistrano Accessories

*It's easy to create the beauty of an authentic mortar-boosted clay roof with our Boosted Capistrano accessory pieces. Available in a wide range of colors, these pieces were designed to complement your Capistrano tile. For best results, mix your Boosted color and base color as this will add to the authenticity of your roof.*

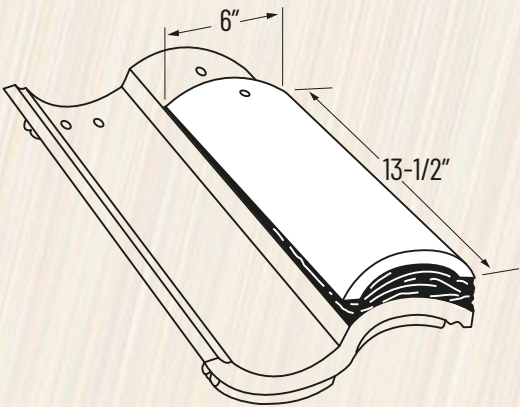
### Considerations:

- Choose a Boosted accessory piece to go with your base tile. For color options, please contact an Eagle Account Representative.
- Decide on the look that you want. Prefer a neater treatment? Want a more authentic look?
- Decide how much boost you would like.

No matter what type of Boosted application you choose, your new Eagle Boosted Capistrano roof will be sure to impress.

% used on roof	Approx. installed weight field tile per 100 sq ft
10% Application	990
20% Application	1080
30% Application	1170

Each Boosted  
piece weighs  
approximately  
4.8 lbs.



Close-Up of Boosted Eave





approx. 10% Overall Boost | approx. 990 lbs per square



approx. 20% Overall Boost | approx. 1080 lbs per square



approx. 30% Overall Boost | approx. 1170 lbs per square









# About Title 24

*California's Title 24 energy standards address the energy efficiency of new construction of, and additions and alterations to, homes and commercial buildings. Since buildings are one of the major contributors to electricity demand, the goal of Title 24 is to reduce energy consumption in California for its energy future.*



# Creating a Greener California

## 2013 California Title 24, Part 6 Requirements — Understanding How It Affects You

Effective July 1, 2014, the Title 24 Roofing Code establishes new requirements to promote the installation of “Cool Roofs” in Low Rise Residential Steep Slope Construction. Cool Roofs are roofs consisting of materials that reflect the sun's energy from the roof surface, as well as have high emissivity, allowing them to emit infrared energy. Thus, significantly reducing energy costs and urban heat islands.

Eagle Roofing Products is committed to adhering to the California Energy Commission's energy standards by providing our Customers with Cool Roof concrete tile solutions that not only meet the new requirements, but deliver the beauty, durability and value that you've come to expect.

### How does Title 24 Impact You?

- **Builders:** All new permits and buildings must comply
- **Architects:** Must plan for the new energy efficiency requirements
- **Roofers:** Can differentiate by knowing the new code

### New Construction

**Performance Model**—With the Performance model, any product can be used. Using the California Energy Commission's approved software to demonstrate compliance for the entire building is the preferred path.

- Even if SR, TE or SRI are below the requirements
- As long as the total energy budget is met
- Uses trade-offs within the calculator (i.e: higher efficiency windows, HVAC, etc.)

**Prescriptive Compliance**—Compliance measures vary with climate zones. No trade-offs allowed.

### Re-Roof and Alterations

The Prescriptive Method for additions/alterations, reroof Climate Zones 10-15 are SR 20, TE 75, or SRI of 16, alternate compliances listed below:

- Re-roof alterations are less than 50% of the existing roof
- Home addition has less than 300 square feet of roofing
- Minimum R38 attic insulation is used
- Greater than R4 above deck insulation Climate Zones 10-15 only
- There is no duct work in attic or existing ducts are insulated and sealed (see governing codes for your city)
- High profile tile is used (rise to width ratio of 1:5 when installed)
- Elevated battens are used
- Radiant barrier plywood

Requirements vary by zone, depending on the building and the climate method. [See map on opposite page]

To see which climate zone your project is in and the requirements associated with your building structure, visit the CEC's website:

[www.energy.ca.gov/maps/renewable/building\\_climate\\_zones.html](http://www.energy.ca.gov/maps/renewable/building_climate_zones.html)

Look for our **T24** indicator on the product pages to see which ones qualify for Title 24.



# Title 24 Requirements





Capistrano  
3773 Walnut Creek Blend







# *Why* Eagle Roofing Products *and Concrete Roof Tile*

*Eagle Roofing Products is the largest, USA owned concrete roof tile manufacturer in the United States. For over 25 years, we have excelled in providing our customers with durable, energy efficient and environmentally friendly concrete roof tiles that are beautiful and timeless.*



# Eagle Roofing Products

*Whether you are building a new home or re-roofing your existing one, your home deserves the best roof possible. When you choose Eagle concrete tile, you'll get a roof that is aesthetically stunning, durable and sustainable.*



Founded over 25 years ago by Robert Burlingame, Eagle began operations in the fall of 1989 with one high-pressure concrete tile extrusion machine. Today, Eagle's Rialto, California facility is the largest in North America. In addition to Rialto, we operate facilities in Phoenix, Arizona as well as Stockton, California and Sumterville, Florida meeting the demand for concrete roof tile across the United States and Canada.



Our expertise, coupled with our extensive array of profiles and colors, enables us to provide our customers with high quality concrete roofing products that are beautiful, long-lasting and environmentally friendly.

Eagle's long experience in the roof tile industry and dedication to prompt personal response to its customers' needs have resulted in a well-deserved reputation for quality and service—a reputation that is unmatched.

*Eagle is customer service.*



# Unsurpassed Beauty, Strength and Longevity

When you choose a concrete tile roof from Eagle Roofing Products, you are choosing years of protection and peace of mind. Our tile is tested to the highest standards of the industry. A properly installed Eagle Tile Roof will withstand the elements through rain, snow, high wind and scorching heat – outperforming all other roofing products, while remaining aesthetically stunning.



**Fire Tested** – Eagle Roof Tile is a Class A roof covering that will protect your home and personal property.



**High Wind Tested** – Installed correctly, Eagle Roof Tile can survive the strongest storms and harshest weather. Eagle tile is tested and approved

for use in the Miami Dade high velocity hurricane zone, withstanding sustained winds of up to 180mph.

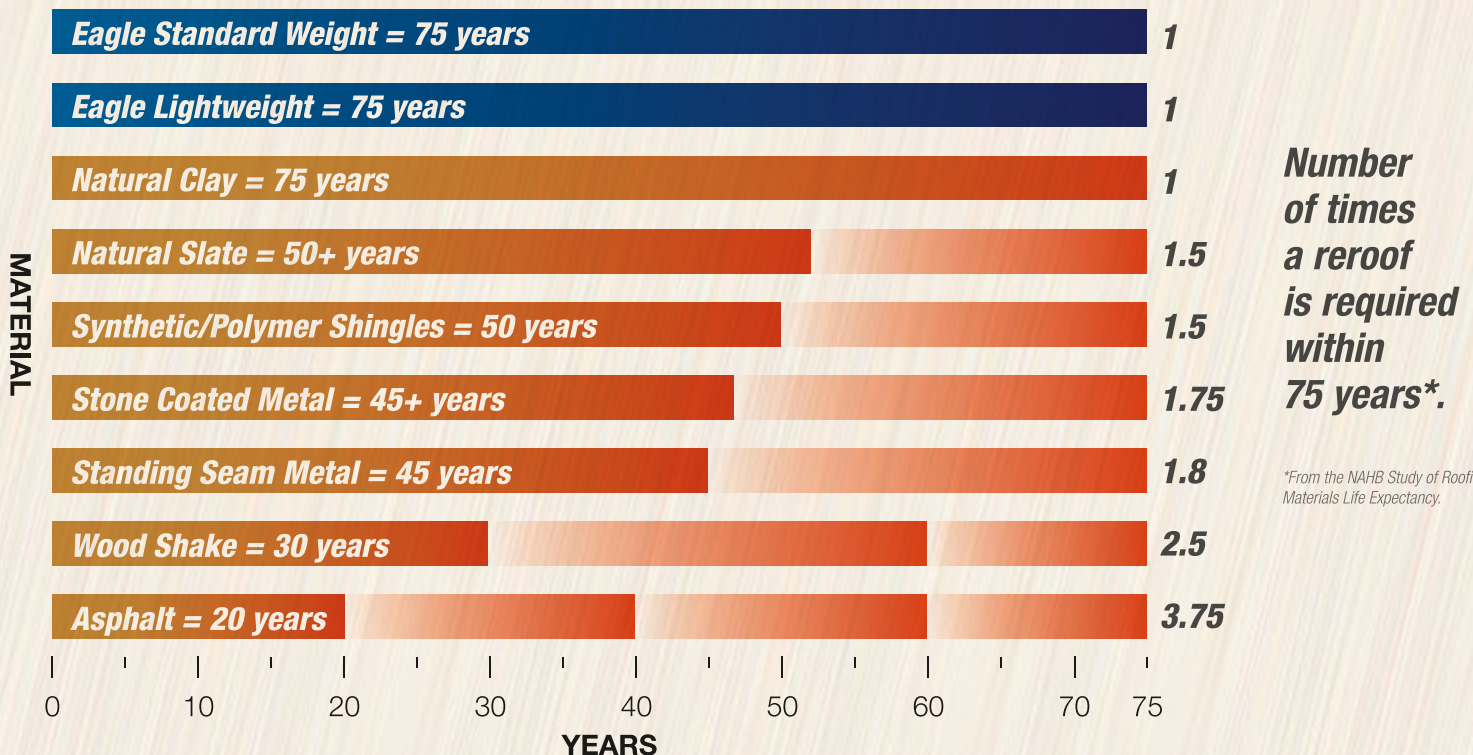


**Hail/Impact Tested\*** – Concrete roof tile stands up to hail, as well as or better than, any other roofing product. Some insurance companies offer discounted premiums for houses with tile roofs because of its impact resistance. *\*Arizona and Florida manufactured tiles only.*



**\*Freeze Thaw Protection** – Eagle Roof Tile passes Freeze-Thaw requirements. *\*Excludes color bonded/slurry tiles.*

## Roofing material lifespan over 75 years.\*





# Tile Roofing Is Simply The Superior Choice

New Construction • Reroof • Residential • Commercial



**Tile.** Sustainable, aesthetically superior protection.



**Asphalt Shingle.** Temporary, basic roof covering.

## HOW DOES TILE COMPARE TO ASPHALT SHINGLES?

- Real tile roofs are no longer only “round and red”. Tile roofs are available in a variety of profiles and colors.
- Tile roofs are produced from ALL natural products - concrete or clay.
  - Tile roofs are not plastic, resin, rubber or metal.
  - Tile roofs do not warp, rust or bend.
- Tile roofs are heavier than asphalt shingles. Weight equates to longevity, thermal superiority, weather, impact resistance and much more.
- Tile roofs invite extreme weather conditions, while asphalt shingle manufacturers base their sales projections on how many of their roofs will need replacing every year.
  - Tile can withstand sustained winds of up to 180mph\*
  - Class A Roof Covering
  - Freeze-Thaw (Excludes color bonded/slurry tiles)
- Asphalt shingles are not distinctive.
- Asphalt shingles are not environmentally friendly, as they are a petroleum based product and fill landfills.
- Asphalt shingles do not perform well in hail storms. Roofers swarm neighborhoods subjected to the slightest hail storm.
- Synthetics and plastic products lack a proven track record as a long-lasting and durable roofing product.
- Asphalt shingles are easily damaged by high winds, especially after they age, dry out, lose granules and crack.
- Shingles are not resistant to extreme temperature variations, lending to cracking and loss of color, as they are dependent on granules that are temporarily adhered to the shingle.







# Manufacturing Facilities Servicing

**Every customer is different. Every project is different. We understand.**

Whether you are an Architect, Builder, Designer, Distributor, Roofer or Homeowner, with four manufacturing plants servicing the United States and Canada, our customers can rest assured that we have the right products to meet their needs. Quality products and customer relationships are the core of our business. That's what inspires us to be your company of choice. That's what makes us different.





# the United States and Canada







The color represented in this inspirational photo may not be available in your area. Similar palettes, available in your region, may be suggested as an alternative by your local Eagle Account Representative.





# Committed to your Trust and Satisfaction

## Approvals

IAPMO ER #1900

## Specifying Eagle

Every effort has been made to provide you with the tools you need to specify Eagle on your next residential or commercial project. You can find these tools on our website at [www.eagleroofing.com](http://www.eagleroofing.com) under the main tab Resources – Design Professionals.

## Installation

Eagle recommends that you find a licensed and insured Roofer for all of your roofing needs. Detailed installation recommendations can be found in the *Concrete and Clay Roof Tile Installation Manual (July 2015)* published by the Tile Roofing Institute & Western States Roofing Contractor Association. For further information, please visit: [www.tilerroofing.org](http://www.tilerroofing.org)

## Blended Tile

Blended tile provides added value and beauty to any architectural structure. However, it requires careful placement by your Roofing Contractor, who is responsible for ensuring that the placement of the tile is completed in an aesthetically pleasing manner. Eagle Roofing Products recommends that you discuss this design effect with your Roofer, prior to installation, to ensure that no hot spots (patches of color that undo the blended effect) are created.

## Warranty

As the largest USA Owned, USA Made concrete roof tile manufacturer, Eagle Roofing Products proudly stands behind its products with a Lifetime Transferable Limited Product Warranty. We recommend that all customers read our warranty for details and conditions, which can be found at [www.eagleroofing.com](http://www.eagleroofing.com).

## Disclaimer

Eagle Roofing Products concrete roof tile is made from natural materials and color variations are to be expected. Every effort has been made to ensure the colors in this brochure are as close to the actual roof tile; however, photographic and printing techniques can alter the printed colors shown, varying it from actual tile colors. In addition, colors are subject to change, as slight variations in color or flashing may occur during manufacturing. To ensure your satisfaction with the tile you chose from this brochure, we strongly recommend that you obtain a free tile sample from your Roofing Contractor, an Eagle Design Center or an Eagle Account Representative before placing your order.



# Visit an Eagle Design Center

A beautiful roof is one of the most important architectural elements of a home or building. So why not visit an Eagle Design Center, where you can see our huge selection of colors, textures, styles and products? Whether you need tile samples, design consultation, technical specifications, installation guides or more, our knowledgeable professionals are here to support you every step of the way.



*Call Today to Schedule Your Free Consultation!*

## California Design Centers

### Southern California

#### Irvine

17875 Sky Park Circle, Suite F  
Irvine, CA 92614  
Phone: 949-553-8333

#### Rialto

2352 N. Locust Avenue, Gate 2  
Rialto, CA 92377  
Phone: 800-400-3245

### Northern California

#### Granite Bay

7095 Douglas Blvd., Ste. K  
Granite Bay, CA 95746  
Phone: 916-789-4555

#### Stockton

4555 South McKinley Avenue  
Stockton, CA 95206  
Phone: 209-932-2700



#### Corporate Offices

3546 N. Riverside Ave.  
Rialto, CA 92377  
Phone: 909-822-6000

[www.eagleroofing.com](http://www.eagleroofing.com)

*Eagle is proud to be affiliated with these organizations:*



Connect with us!



© 2019 Eagle Roofing Products. 05/2019