

Complete Offering *Great Plains*



Bel Air
4602 Concord Blend



All Tiles Hail/Impact Tested



USA Owned. USA Made.



Ponderosa Staggered
5503 Sierra Madre

SIMPLE. *elegant*. SOLUTIONS.

from a company you can trust



Eagle is Curb Appeal and Infinite Choices

- Choose from an extensive collection of profiles, textures and dimensions
- Vast color offering in standard integral, ranges and multi-color blends
- Flat tiles offer a crisp, clean appearance for Modern, Colonial, Craftsman, French Provincial and Tudor architecture
- High profile Barrel tiles are beautiful and timeless, ideal for Mediterranean architecture
- Medium profile tiles complement Modern architectural designs, in addition to large commercial or residential buildings
- Concrete tile is the ideal alternative to slate, wood, stone coated metal, and asphalt roofing materials
- Tile roofs enhance curb appeal and maintain the value of the structure over time

Eagle is Peace of Mind

- USA Owned. USA Made.
- Best warranty in the industry
- Our tile is tested to the highest standards in the industry for fire, high-wind and freeze-thaw protection*
- Our customer service, sales and technical departments are here for you before, during and after the sale
- Our products are affordable and environmentally friendly

*Excludes color bonded/slurry tiles.



Ponderosa
5687 Brown Gray Range

A close-up photograph of concrete roof tiles, showing their layered and textured appearance. A diagonal yellow line runs from the top left towards the bottom right, separating the image from a dark gray background where the text is located.

Flat Profiles

Limitless options without compromise, Eagle's Flat Tile profiles offer graceful beauty, rugged strength and enhanced curb appeal. Available in a vast array of colors from warm earth tones and cool grays to refreshing natural hues ranging from green to eggplant—its crisp appearance complements both traditional and modern architecture. Depending on the look you are after, our Flat Tiles can emulate the texture and style of natural materials such as wood shake, clay and slate – and are a more affordable alternative.

See for yourself. Concrete roof tile never looked so good.




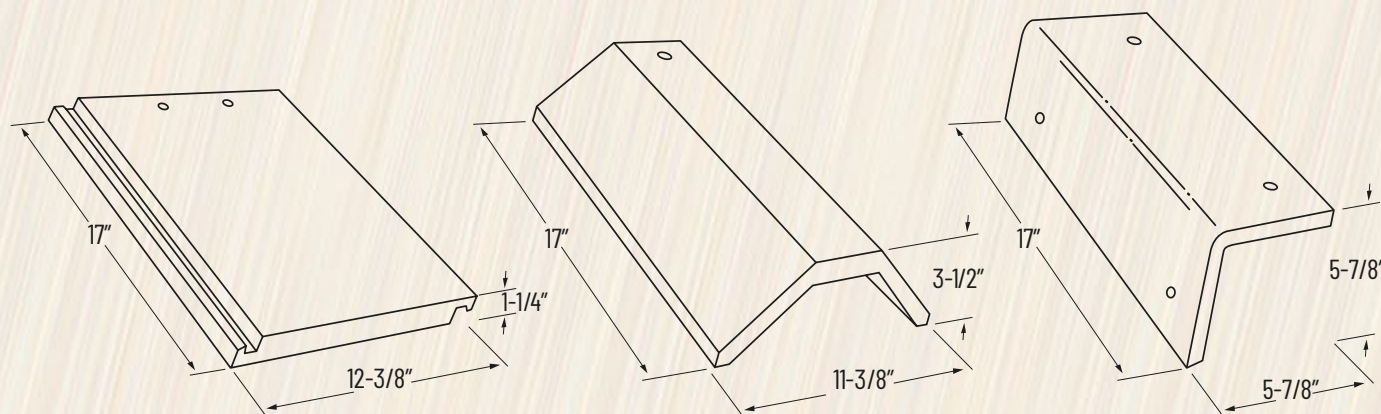
Bel Air
4602 Concord Blend

Bel Air


PER 100
SQ FT

88.5 Tiles (3" headlap)
970 Pounds (approx.)

Sometimes, the beauty is in the simplicity of the design. The Bel Air profile is a flat, smooth tile that offers clean lines and versatility to use on a variety of different architectural styles. Plus, it allows you to go heavier on other exterior elements such as pavers, stonework and landscaping, all of which will dramatically complement your Bel Air concrete tile roof. The choices are endless!




4502 Arcadia Canyon Brown - Hues of Dark Brown, Black Streaks
Ref: .13 Emi: .94 SRI: 12 A.SRI: **16** CRRC: 0918-0043



4503 Sierra Madre - Hues of Charcoal, Black Streaks
Ref: .11 Emi: .92 SRI: 9 A.SRI: **12** CRRC: 0918-0111



4511 Flintridge Gray - Hues of Natural Gray, Black Streaks
Ref: .21 Emi: .93 SRI: 22 A.SRI: **20** CRRC: 0918-0003



4520 Weathered Terracotta Flashed - Hues of Light Terracotta, Black, Red Streaks
Ref: .19 Emi: .93 SRI: 19 A.SRI: **20** CRRC: 0918-0038



A.SRI actual: #. A.SRI calculated: #. Yellow highlighted calculation indicates an A.SRI of 16 or greater.

Notice: To ensure your satisfaction with your tile choice, we request you obtain a current tile sample; or request addresses in your area from your local Design Center/Eagle Representative.

Bel Air



4530 Weathered Adobe - *Hues of Tan, Rust Streaks*
Ref: .23 Emi: .92 SRI: 24 A.SRI: 27 CRRC: 0918-0017



4548 Palo Verde - *Hues of Light Green, Black, Maroon Streaks*
Ref: .21 Emi: .91 SRI: 21 A.SRI: 21 CRRC: 0918-0029



4549 Santa Paula - *Hues of Tan, Cream, Brown Streaks*
Ref: .20 Emi: .89 SRI: 18 A.SRI: 18 CRRC: 0918-0049




4576 Topanga - *Hues of Brown, Black, Peach Streaks*
Ref: .15 Emi: .92 SRI: 14 A.SRI: 19 CRRC: 0918-0027



Bel Air Staggered
4634 Kings Canyon Blend



4598 Ocotillo - Hues of Peachy Tan, Charcoal, Cream Streaks
Ref: .25 Emi: .89 SRI: 25 A.SRI: **28** CRRC: 0918-0001



4602 Concord Blend - Blend of Charcoal, Tan
Ref: .15 Emi: .92 SRI: 14 A.SRI: **15** CRRC: 0918-0107




4626 Rancho Cordova Blend - Blend of Green, Gold, Purple
Ref: .17 Emi: .93 SRI: 17 A.SRI: **18** CRRC: 0918-0040




4634 Kings Canyon Blend - Blend of Dark Green, Tan, Red and Black Streaks
Ref: .13 Emi: .94 SRI: 12 A.SRI: **16** CRRC: 0918-0044



4645 Sunrise Blend - Blend of Terracotta, Brown
Ref: .18 Emi: .93 SRI: 18 A.SRI: **22** CRRC: 0918-0030



4646 Sunset Blend - Blend of Medium Terracotta, Brown
Ref: .16 Emi: .94 SRI: 16 A.SRI: **17** CRRC: 0918-0042



4680 Los Padres Blend - Blend of Terracotta, Tan, Gray
Ref: .24 Emi: .91 SRI: 25 A.SRI: **25** CRRC: 0918-0013



4684 San Rafael Blend - Blend of Purple, Tan
Ref: .16 Emi: .91 SRI: 14 A.SRI: **18** CRRC: 0918-0068



A.SRI actual: #. A.SRI calculated: #. Yellow highlighted calculation indicates an A.SRI of 16 or greater.

Notice: To ensure your satisfaction with your tile choice, we request you obtain a current tile sample; or request addresses in your area from your local Design Center/Eagle Representative.



4687 Brown Gray Range - Range of Brown, Gray
Ref: .15 Emi: .91 SRI: 13 A.SRI: 15 CRRC: 0918-0028



4689 Brown Range - Range of Brown
Ref: .15 Emi: .92 SRI: 14 A.SRI: 17 CRRC: 0918-0026



4690 Pewter Bronze Blend - Blend of Pewter Gray, Gold
Ref: .17 Emi: .91 SRI: 16 A.SRI: 16 CRRC: 0918-0060



4697 Slate Range - Range of Charcoal
Ref: .15 Emi: .94 SRI: 15 A.SRI: 16 CRRC: 0918-0046



4723 Adobe Blend - Blend of Maroon, Terracotta, Gray, Gold
Ref: .17 Emi: .92 SRI: 16 A.SRI: 16 CRRC: 0918-0045



4880 Shasta Blend - Blend of Brown, Natural Gray, Tan, w/Streaks
Ref: .17 Emi: .94 SRI: 17 A.SRI: 23 CRRC: 0918-0098



4883 Hillsborough Blend - Blend of Brown, Natural Gray, Light Brown, w/streaks
Ref: .17 Emi: .94 SRI: 17 A.SRI: 20 CRRC: 0918-0098

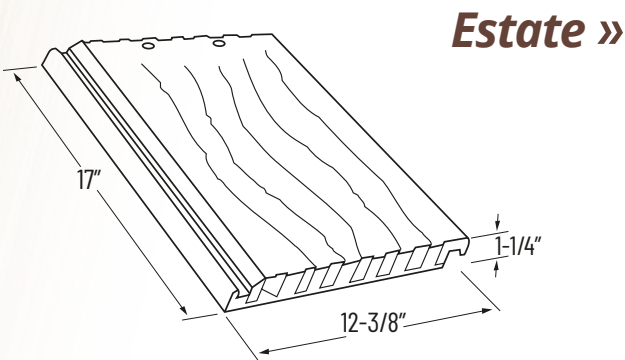


4884 Alameda Range - Range of Brown, Natural Gray
Ref: .16 Emi: .94 SRI: 16 A.SRI: 18 CRRC: 0918-0095





SCB 8828 Bridgeport Blend - Blend of Grays, Taupe, Brown, Black Streaks



SHE 8704 Lehigh Blend - Blend of Natural Gray, Light Gray, Charcoal
Ref: .15 Emi: .94 SRI: 15 A.SRI: **16** CRRC: 0918-0046



A.SRI actual: #. A.SRI calculated: #. Yellow highlighted calculation indicates an A.SRI of **16** or greater.

Notice: To ensure your satisfaction with your tile choice, we request you obtain a current tile sample; or request addresses in your area from your local Design Center/Eagle Representative.




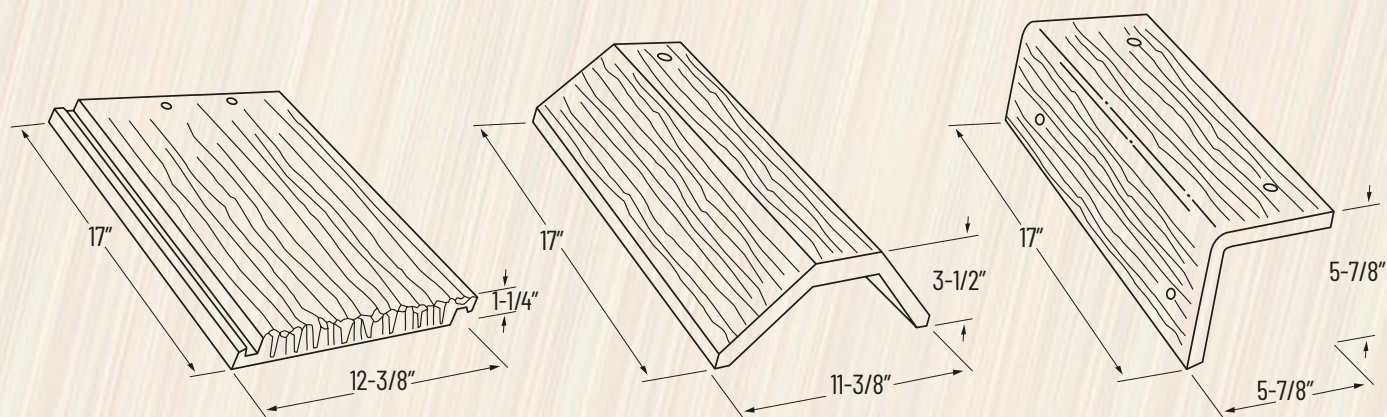
Ponderosa Staggered
5671 Village Blend

Ponderosa

PER 100
SQ FT


88.5 Tiles (3" headlap)
970 Pounds (approx.)

A more durable and affordable alternative to natural wood shake, our Ponderosa tile has beautifully textured shadow lines that graze its surface to deliver a truly rustic wood appearance. If you are seeking remarkable curb appeal, a Ponderosa roof will complement many architectural styles including Prairie, Craftsman and Bungalow, to name a few.




5502 Arcadia Canyon Brown - Hues of Dark Brown, Black Streaks

Ref: .13 Emi: .94 SRI: 12 A.SRI: **16** CRRC: 0918-0043



5503 Sierra Madre - Hues of Charcoal, Black Streaks

Ref: .11 Emi: .92 SRI: 9 A.SRI: **12** CRRC: 0918-0111



5511 Flintridge Gray - Hues of Natural Gray, Black Streaks

Ref: .21 Emi: .93 SRI: 22 A.SRI: **20** CRRC: 0918-0003



5520 Weathered Terracotta Flashed - Hues of Light Terracotta, Black, Red Streaks

Ref: .19 Emi: .93 SRI: 19 A.SRI: **20** CRRC: 0918-0038



A.SRI actual: #. A.SRI calculated: #. Yellow highlighted calculation indicates an A.SRI of **16** or greater.

Notice: To ensure your satisfaction with your tile choice, we request you obtain a current tile sample; or request addresses in your area from your local Design Center/Eagle Representative.

Ponderosa



5530 Weathered Adobe - *Hues of Tan, Rust Streaks*
Ref: .23 Emi: .92 SRI: 24 A.SRI: 27 CRRC: 0918-0017



5548 Palo Verde - *Hues of Light Green, Black, Maroon Streaks*
Ref: .21 Emi: .91 SRI: 21 A.SRI: 21 CRRC: 0918-0029



5549 Santa Paula - *Hues of Tan, Cream, Brown Streaks*
Ref: .20 Emi: .89 SRI: 18 A.SRI: 18 CRRC: 0918-0049



5552 Canyon Gray - *Hues of Fawn Gray, Purple, Gray Streaks*
Ref: .13 Emi: .90 SRI: 10 A.SRI: 14 CRRC: 0918-0073



5557 Live Oak - *Hues of Rosy Brown, Dark Brown Streaks*
Ref: .18 Emi: .90 SRI: 16 A.SRI: 17 CRRC: 0918-0061



5602 Concord Blend - *Blend of Charcoal, Tan*
Ref: .15 Emi: .92 SRI: 14 A.SRI: 15 CRRC: 0918-0107




5634 Kings Canyon Blend - *Blend of Dark Green, Tan, Red and Black Streaks*
Ref: .13 Emi: .94 SRI: 12 A.SRI: 16 CRRC: 0918-0044




5645 Sunrise Blend - *Blend of Terracotta, Brown*
Ref: .18 Emi: .93 SRI: 18 A.SRI: 22 CRRC: 0918-0030







5670 Arroyo Tan Range - Range of Tan




5671 Village Blend - Blend of Peachy Tan, Taupe, Brown, Dark Brown
Ref: .17 Emi: .93 SRI: 17 A.SRI: 17 CRRC: 0918-0039




5687 Brown Gray Range - Range of Brown, Gray
Ref: .15 Emi: .91 SRI: 13 A.SRI: 15 CRRC: 0918-0028



5689 Brown Range - Range of Brown
Ref: .15 Emi: .92 SRI: 14 A.SRI: 17 CRRC: 0918-0026



5690 Pewter Bronze Blend - Blend of Pewter Gray, Gold
Ref: .17 Emi: .91 SRI: 16 A.SRI: 16 CRRC: 0918-0060



5699 Charcoal Range - Range of Gray
Ref: .15 Emi: .94 SRI: 15 A.SRI: 16 CRRC: 0918-0046



Ponderosa
5502 Arcadia Canyon Brown

A.SRI actual: #. A.SRI calculated: #. Yellow highlighted calculation indicates an A.SRI of 16 or greater.

Notice: To ensure your satisfaction with your tile choice, we request you obtain a current tile sample; or request addresses in your area from your local Design Center/Eagle Representative.

Ponderosa



5808 Tombstone Blend - Blend of Pewter Gray, Bronze, Tan, w/Streaks
Ref: .17 Emi: .95 SRI: 18 A.SRI: 20 CRRC: 0918-0097



5809 Lomita Range - Range of Light Brown, Medium Brown, Maroon
Ref: .15 Emi: .95 SRI: 15 A.SRI: 18 CRRC: 0918-0093



SHP 8706 Cascade Blend - Blend of Tan, Dark Brown
Ref: .14 Emi: .90 SRI: 11 A.SRI: 15 CRRC: 0918-0064





SHP 8707 Sierra Blend - Blend of Tan, Dark Brown, Reddish Brown
Ref: .14 Emi: .90 SRI: 11 A.SRI: 15 CRRC: 0918-0070



Ponderosa
SHP 8707 Sierra Blend

Staggered Installation

Installing flat tile with a staggered exposure is an easy way to give a home an “Old World” look. While staggered exposure tiles are a natural fit for architectural styles like English Cottage and French Country, this unique look can breathe new life into homes of many varied styles.



It is vitally important that the professional roofing contractor plans the entire roof layout prior to installing tiles, taking into consideration the weight and waste. Approximately half of the tiles on a staggered roof will have a shorter exposure than the other half. It will be essential to calculate the additional tiles required to create a unique staggered exposure roof prior to ordering product. Whether installing a staggered exposure tile roof with battens or without, it is imperative to make proper measurements when preparing the roof for installation. The first course at the eave will be installed normally with a standard exposure. The staggered exposure begins at the second course.

If battens are utilized, the staggered exposure is achieved by installing partial battens (no greater than 12" in length) immediately above the primary course battens beginning on the second course (as seen in upper inset illustration). The tiles with the shorter exposure will hang on the higher partial batten (see image). If a direct-to-deck application is utilized (no battens), a second set of chalk lines will be marked at each course, one line for the normal exposure and one for the staggered exposure tiles. This is based on a 1" stagger.

One more consideration is the water channel at the left side of the tile. The bottom of the water channel will be visible. Leaving this portion of the water channel exposed can detract from the desired look of the staggered roof, especially on steeper roof pitches where a majority of the face of each tile will be visible. If desired, exposed channel can be removed using a saw and/or tile nippers (as seen in lower inset illustration).

In the end, you can rest assured that flat tile with a staggered exposure will create an overall beautiful, unique look to your project.

Please note that although aesthetically stunning, staggered installations are extremely complicated and may cause layout and waterproofing complications. Your Roofing Contractor is ultimately responsible for the planning and proper installation of the tile.






Slate *Inspiration*

Around for centuries, slate is a beautiful roofing material that has been used on some of the world's greatest buildings. However, the weight and expense of slate has made it an unattainable commodity for many—until now. Eagle Roofing Products has created a distinguished, gorgeous collection that has been inspired by the oldest roofing product on earth. Emulating the look, feel and longevity of natural slate, our Tapered Slate and Textured Slate lines provide contrast and character to your residential or commercial roof in ways that appear subtle, yet distinctive.


Quality craftsmanship and architectural prestige, at a fraction of the cost of real or synthetic slate; that's what you can expect from our Slate Inspired collection.



Tapered Slate
49655 Mount Dora Blend



49581 Arcadia Canyon Brown - Hues of Dark Brown, Black Streaks
Ref: .13 Emi: .94 SRI: 12 A.SRI: **16** CRRC: 0918-0043




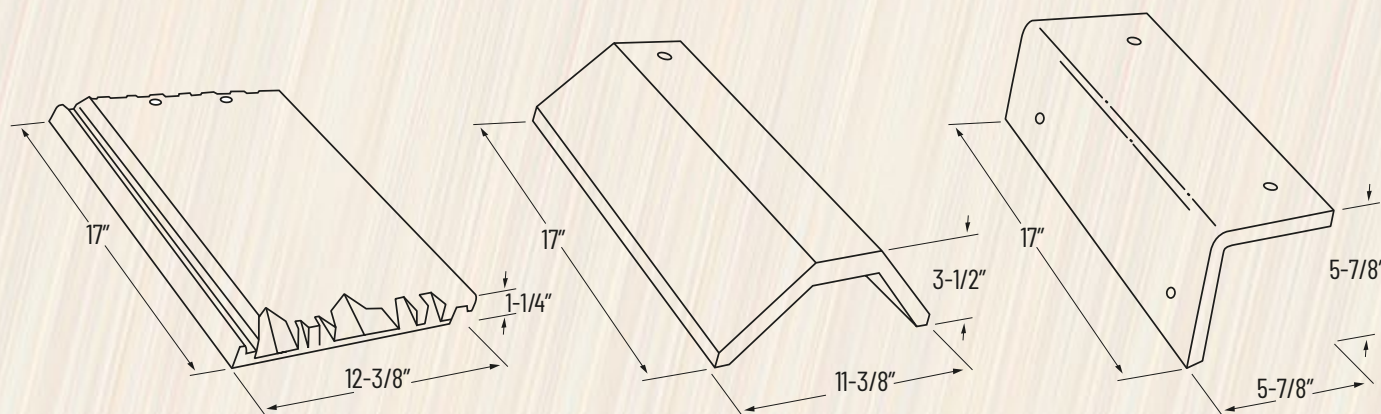
49595 Dark Charcoal - Hues of Dark Charcoal, Black Streaks

Tapered Slate

PER 100
SQ FT


88.5 Tiles (3" headlap)
970 Pounds (approx.)

Tapered Slate tile features a beautiful smooth texture, beveled sides and an aggressive chamfered edge treatment that highlights the inherent beauty of traditional slate. Colors range from a variety of timeless earth tones, producing a natural blend of varying depths for a brilliant roof that you will be proud of.



49602 Concord Blend - Blend of Charcoal, Tan

Ref: .15 Emi: .92 SRI: 14 A.SRI: **15** CRRC: 0918-0107



49634 Kings Canyon Blend - Blend of Dark Green, Tan, Red and Black Streaks

Ref: .13 Emi: .94 SRI: 12 A.SRI: **16** CRRC: 0918-0044



49655 Mount Dora Blend - Blend of Gray, White, Black Streaks

Ref: .17 Emi: .93 SRI: 17 A.SRI: **18** CRRC: 0918-0109



A.SRI actual: #. A.SRI calculated: #. Yellow highlighted calculation indicates an A.SRI of **16** or greater.

Notice: To ensure your satisfaction with your tile choice, we request you obtain a current tile sample; or request addresses in your area from your local Design Center/Eagle Representative.

Textured Slate
49105 Windermere Blend



49103 Amesbury Blend - Blend of Medium Gray, Dark Gray, Maroon



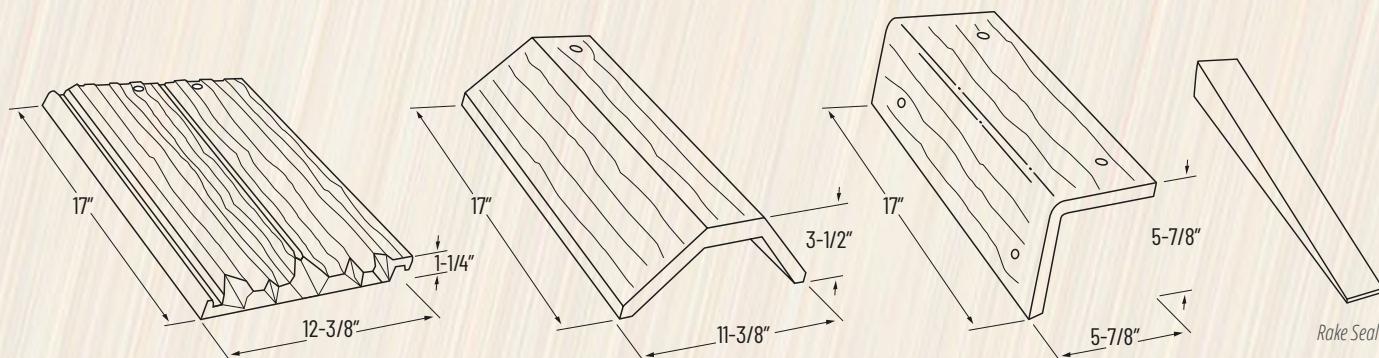
49101 Chatham Blend - Blend of Tan, Brown

Textured Slate


PER 100
SQ FT

88.5 Tiles (3" headlap)
970 Pounds (approx.)


Textured Slate tile embodies an exquisite texture, beveled sides and a beautiful edge treatment that adds artful elegance to both modern and classic design styles. Rich colors and its alluring style makes Textured Slate a stunning enhancement to your residential or commercial project.



Please note that the surface treatment on trim tiles that accompany our Textured Slate tiles does not emulate the distressed texture represented on the field tiles. Eagle does offer an alternative application with our Rake Seal product. Please contact your local Account Representative for samples and pricing.



49102 Heathrow Blend - Blend of Greens



49104 Providence Blend - Blend of Light Gray, Medium Gray, Maroon



49106 Plymouth Blend - Blend of Grays



49105 Windermere Blend - Blend of Dark Brown, Charcoal

A.SRI actual: #. A.SRI calculated: #. Yellow highlighted calculation indicates an A.SRI of 16 or greater.

Notice: To ensure your satisfaction with your tile choice, we request you obtain a current tile sample; or request addresses in your area from your local Design Center/Eagle Representative.

Capistrano
3419 Marana





S-Profiles

Inspiration that will move you... Eagle's high and medium barrel shaped profiles exude rich colors, unmatched aesthetics and timeless elegance. Whether you are looking to emulate the authentic look of Spanish tile in the Old World or wish for a more contemporary style while mirroring the Mediterranean appearance found in the roofscapes of Italy, France and Greece; you can rest assured that your curb appeal will be the envy of everyone in your neighborhood.

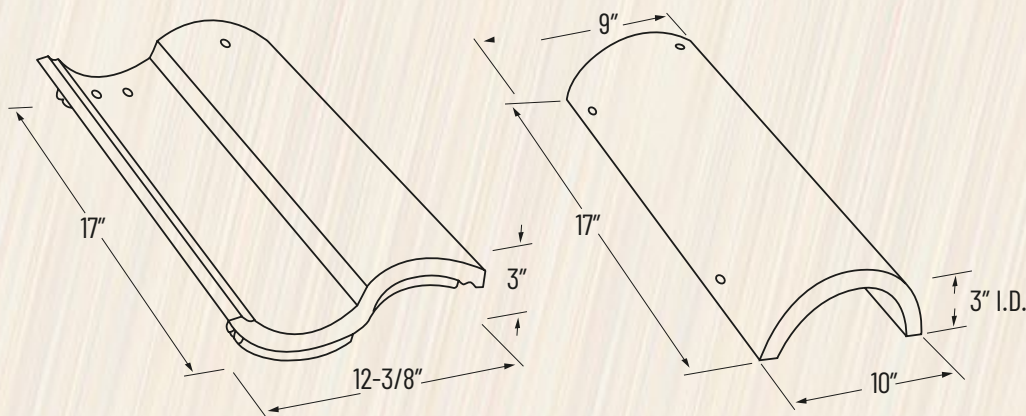


Capistrano


PER 100
SQ FT

88.5 Tiles (3" headlap)
900 Pounds (approx.)

A high S-profile tile, our Capistrano is semi-cylindrical and is the most traditionally recognized of all tile profiles. While you may think a Capistrano tile roof is suitable for only Spanish or Italian architecture, it actually offers stunning good looks that work well with any style, as it pairs nicely with stucco, stone or brick siding. It is used widely on residential, commercial, military and institutional buildings throughout the United States.



3419 Marana - Hues of Orange Terracotta



3520 Weathered Terracotta Flashed - Hues of Light Terracotta, Black, Red Streaks
Ref.:19 Emi.:93 SRI: 19 A.SRI: 20 CRRC: 0918-0038



3522 Terracotta Flashed - Hues of Terracotta, Black Streaks
Ref.:19 Emi.:93 SRI: 19 A.SRI: 21 CRRC: 0918-0033



3530 Weathered Adobe - Hues of Tan, Rust Streaks
Ref.:23 Emi.:92 SRI: 24 A.SRI: 27 CRRC: 0918-0017



A.SRI actual: #. A.SRI calculated: #. Yellow highlighted calculation indicates an A.SRI of 16 or greater.

Notice: To ensure your satisfaction with your tile choice, we request you obtain a current tile sample; or request addresses in your area from your local Design Center/Eagle Representative.

Capistrano



Capistrano
3548 Palo Verde



3538 Corona Red Flashed - Hues of Red, Black Streaks
Ref.:16 Emi: .95 SRI: 16 A.SRI: **17** CRRC: 0918-0035



3548 Palo Verde - Hues of Light Green, Black, Maroon Streaks
Ref.:21 Emi: .91 SRI: 21 A.SRI: **21** CRRC: 0918-00295



3549 Santa Paula - Hues of Tan, Cream, Brown Streaks
Ref.:20 Emi: .89 SRI: 18 A.SRI: **18** CRRC: 0918-0049



3560 Caliente - Hues of Red, Yellow Streaks
Ref.:28 Emi: .88 SRI: 28 A.SRI: **28** CRRC: 0918-0011





3576 Topanga - Hues of Brown, Black, Peach Streaks
Ref.:15 Emi.:92 SRI: 14 A.SRI: **19** CRRC: 0918-0027



3578 Ramona - Hues of Clay Red, Maroon Streaks
Ref.:15 Emi.:93 SRI: 14 A.SRI: **17** CRRC: 0918-0034



3581 Arcadia Canyon Brown - Hues of Dark Brown, Black Streaks
Ref.:13 Emi.:94 SRI: 12 A.SRI: **16** CRRC: 0918-0043



3598 Ocotilla - Hues of Peachy Tan, Charcoal, Cream Streaks
Ref.:25 Emi.:89 SRI: 25 A.SRI: **28** CRRC: 0918-0001



Capistrano
3581 Arcadia Canyon Brown

A.SRI actual: #. A.SRI calculated: #. Yellow highlighted calculation indicates an A.SRI of **16** or greater.

Notice: To ensure your satisfaction with your tile choice, we request you obtain a current tile sample; or request addresses in your area from your local Design Center/Eagle Representative.

Capistrano



3602 Concord Blend - Blend of Charcoal, Tan
Ref: .15 Emi: .92 SRI: 14 A.SRI: 15 CRRC: 0918-0107



3606 Vallejo Range - Range of Dark Purple
Ref: .15 Emi: .92 SRI: 14 A.SRI: 17 CRRC: 0918-0048



3615 Weathered Terracotta Range - Range of Terracotta
Ref: .23 Emi: .87 SRI: 21 A.SRI: 24 CRRC: 0918-0015



3626 Rancho Cordova Blend - Blend of Green, Gold, Purple
Ref: .17 Emi: .93 SRI: 17 A.SRI: 18 CRRC: 0918-0040



Capistrano
3626 Rancho Cordova Blend



Capistrano
3636 Piedmont Blend



3628 Knoxville Blend - Blend of Gray, Red, Terracotta, Light Brown, Black Streaking
Ref: .20 Emi: .93 SRI: 20 A.SRI: **23** CRRC: 0918-0100



3634 Kings Canyon Blend - Blend of Dark Green, Tan, Red and Black Streaks
Ref: .13 Emi: .94 SRI: 12 A.SRI: **16** CRRC: 0918-0044



3636 Piedmont Blend - Blend of Terracotta, Maroon, Brown
Ref: .18 Emi: .90 SRI: 16 A.SRI: **20** CRRC: 0918-0066



3645 Sunrise Blend - Blend of Terracotta, Brown
Ref: .18 Emi: .93 SRI: 18 A.SRI: **22** CRRC: 0918-0030



A.SRI actual: #. A.SRI calculated: #. Yellow highlighted calculation indicates an A.SRI of 16 or greater.

Notice: To ensure your satisfaction with your tile choice, we request you obtain a current tile sample; or request addresses in your area from your local Design Center/Eagle Representative.

Capistrano



3646 Sunset Blend - Blend of Medium Terracotta, Brown
Ref: .16 Emi: .94 SRI: 16 A.SRI: **17** CRRC: 0918-0042



3680 Los Padres Blend - Blend of Terracotta, Tan, Gray
Ref: .24 Emi: .91 SRI: 25 A.SRI: **25** CRRC: 0918-0013



3684 San Rafael Blend - Blend of Purple, Tan
Ref: .16 Emi: .91 SRI: 14 A.SRI: **18** CRRC: 0918-0068



3687 Brown Gray Range - Range of Brown, Gray
Ref: .15 Emi: .91 SRI: 13 A.SRI: 15 CRRC: 0918-0028



3689 Brown Range - Range of Brown
Ref: .15 Emi: .92 SRI: 14 A.SRI: **17** CRRC: 0918-0026



3690 Pewter Bronze Blend - Blend of Pewter Gray, Gold
Ref: .17 Emi: .91 SRI: 16 A.SRI: **16** CRRC: 0918-0060



3697 Slate Range - Range of Charcoal
Ref: .15 Emi: .94 SRI: 15 A.SRI: **16** CRRC: 0918-0046



3698 Kona Red Range - Range of Red
Ref: .25 Emi: .83 SRI: 22 A.SRI: **28** CRRC: 0918-0018





3723 Adobe Blend - Blends of Maroon, Terracotta, Gray, Gold
Ref: .17 Emi: .92 SRI: 16 A.SRI: **16** CRRC: 0918-0045



3773 Walnut Creek Blend - Blend of Tan, Orange, Dark Brown
Ref: .20 Emi: .94 SRI: 21 A.SRI: **23** CRRC: 0918-0037



3785 Clay Springs - Hues of Dark Brown, Golden Brown, Yellow Flashed



3813 San Mateo Blend - Blend of Brown, Red, Tan, Light Terracotta
Ref: .19 Emi: .93 SRI: 19 A.SRI: **21** CRRC: 0918-0090



A.SRI actual: #. A.SRI calculated: #. Yellow highlighted calculation indicates an A.SRI of **16** or greater.

Notice: To ensure your satisfaction with your tile choice, we request you obtain a current tile sample; or request addresses in your area from your local Design Center/Eagle Representative.



SCC 8825 Corona Del Mar Blend - Blend of Dark Brown, Tan, Maroon, Brown Streaks
Ref: .14 Emi: .90 SRI: 11 A.SRI: **16** CRRC: 0918-0074



SCC 8829 Santa Fe Blend - Blend of Orange, Maroon, Dark Brown, Terracotta



SCC 8831 Winslow Blend - Blend of Orange, Terracotta, Beige Brown



SHC 8708 Del Oro Blend - Blend of Terracotta, Gold, Tan, Brown
Ref: .14 Emi: .90 SRI: 11 A.SRI: **16** CRRC: 0918-0075




SHC 8709 El Morado Blend - Blend of Terracotta, Burgundy
Ref: .17 Emi: .88 SRI: 14 A.SRI: **17** CRRC: 0918-0076



SHC 8719 Carmel Blend - Blend of Gold, Brown, Red, Maroon Gray



SMC 8401 San Miguel Blend - Blend of Dark Chocolate Brown, Taupe, Rosy Brown



SMC 8402 Santa Cruz Blend - Blend of Tan, Reddish Brown, Brown
Ref: .14 Emi: .89 SRI: 11 A.SRI: **16** CRRC: 0918-0058






SMC 8403 Santa Barbara Blend - Blend of Light, Dark Terracotta, Mauve, Dark Beige
Ref: .16 Emi: .89 SRI: 13 A.SRI: 18 CRRC: 0918-0056



SMC 8822 San Buenaventura - Hues of Clay Red
Ref: .24 Emi: .87 SRI: 23 A.SRI: 24 CRRC: 0918-0067



Capistrano
SCC 8829 Santa Fe Blend

A.SRI actual: #. A.SRI calculated: #. Yellow highlighted calculation indicates an A.SRI of 16 or greater.

Notice: To ensure your satisfaction with your tile choice, we request you obtain a current tile sample; or request addresses in your area from your local Design Center/Eagle Representative.



Malibu
2548 Palo Verde

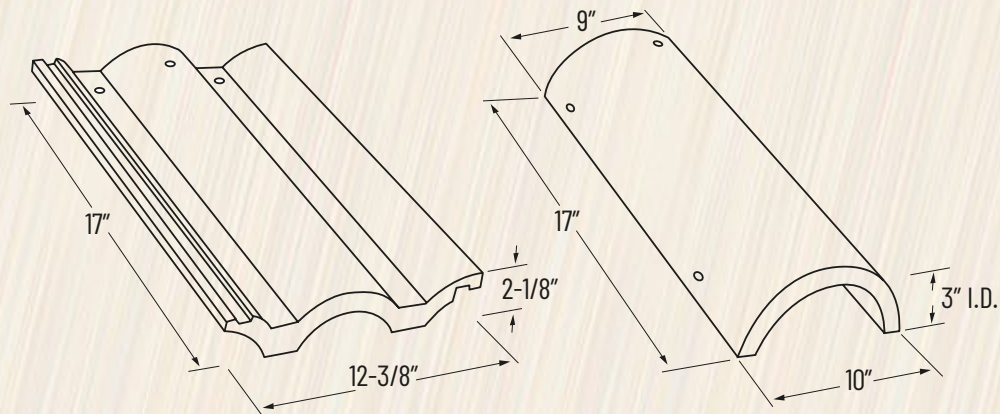


Malibu

PER 100
SQ FT

88 Tiles (3" headlap)
903 Pounds (approx.)

Malibu tile has gentle curves, which adds visual interest and striking effects, easily complementing modern architectural designs and large buildings. It's particularly effective on distinctive homes, apartments, hotels, places of worship and commercial structures. It's the best of both worlds, where Mediterranean meets Contemporary.



2419 Marana - Hues of Orange Terracotta



2511 Flintridge Gray - Hues of Natural Gray, Black Streaks

Ref.:21 Emi:.93 SRI: 22 A.SRI: **20** CRRC: 0918-0003



2520 Weathered Terracotta Flashed - Hues of Light Terracotta, Black, Red Streaks

Ref.:19 Emi:.93 SRI: 19 A.SRI: **20** CRRC: 0918-0038



2522 Terracotta Flashed - Hues of Terracotta, Black Streaks

Ref.:19 Emi:.93 SRI: 19 A.SRI: **21** CRRC: 0918-0003



A.SRI actual: #. A.SRI calculated: #. Yellow highlighted calculation indicates an A.SRI of **16** or greater.

Notice: To ensure your satisfaction with your tile choice, we request you obtain a current tile sample; or request addresses in your area from your local Design Center/Eagle Representative.



2530 Weathered Adobe - Hues of Tan, Rust Streaks

Ref: .23 Emi: .92 SRI: 24 A.SRI: **27** CRRC: 0918-0017



2538 Corona Red Flashed - Hues of Red, Black Streaks

Ref: .16 Emi: .95 SRI: 16 A.SRI: **17** CRRC: 0918-0035



2548 Palo Verde - Hues of Light Green, Black, Maroon Streaks

Ref: .21 Emi: .91 SRI: 21 A.SRI: **21** CRRC: 0918-00295




2549 Santa Paula - Hues of Tan, Cream, Brown Streaks

Ref: .20 Emi: .89 SRI: 18 A.SRI: **18** CRRC: 0918-0049



2576 Topanga - Brown, Black, Peach Streaks

Ref: .15 Emi: .92 SRI: 14 A.SRI: **19** CRRC: 0918-0027




2578 Ramona - Clay Red, Maroon Streaks

Ref: .15 Emi: .93 SRI: 14 A.SRI: **17** CRRC: 0918-0034



2581 Arcadia Canyon Brown - Hues of Dark Brown, Black Streaks

Ref: .13 Emi: .94 SRI: 12 A.SRI: **16** CRRC: 0918-0043



2602 Concord Blend - Blend of Charcoal, Tan

Ref: .15 Emi: .92 SRI: 14 A.SRI: **15** CRRC: 0918-0107





2606 Vallejo Range - Range of Dark Purple

Ref: .15 Emi: .92 SRI: 14 A.SRI: **17** CRRC: 0918-0048



2634 Kings Canyon Blend - Blend of Dark Green, Tan, Red and Black Streaks

Ref: .13 Emi: .94 SRI: 12 A.SRI: **16** CRRC: 0918-0044



2636 Piedmont Blend - Blend of Terracotta, Maroon, Brown

Ref: .18 Emi: .90 SRI: 16 A.SRI: **20** CRRC: 0918-0066



2645 Sunrise Blend - Blend of Terracotta, Brown

Ref: .18 Emi: .93 SRI: 18 A.SRI: **22** CRRC: 0918-0030



2687 Brown Gray Range - Range of Brown, Gray

Ref: .15 Emi: .91 SRI: 13 A.SRI: 15 CRRC: 0918-0028



2697 Slate Range - Range of Charcoal

Ref: .15 Emi: .94 SRI: 15 A.SRI: **16** CRRC: 0918-0046



2698 Kona Red Range - Range of Red

Ref: .25 Emi: .83 SRI: 22 A.SRI: **28** CRRC: 0918-0018



2773 Walnut Creek Blend - Blend of Tan, Orange, Dark Brown

Ref: .20 Emi: .94 SRI: 21 A.SRI: **23** CRRC: 0918-0037



A.SRI actual: #. A.SRI calculated: #. Yellow highlighted calculation indicates an A.SRI of 16 or greater.

Notice: To ensure your satisfaction with your tile choice, we request you obtain a current tile sample; or request addresses in your area from your local Design Center/Eagle Representative.



Capistrano—Boosted
3645 Sunrise Blend



Boosted Capistrano Accessories

Seeking the genuine look of old Spanish tile without the premium cost of a clay roof? Realize your vision with Eagle's Boosted Capistrano. Your home will dazzle with rustic touches of Old World charm that bring the genuine look of natural clay to life. All this with the peace of mind that your concrete tile roof is designed to last the life of your structure, while adding undeniable character to your exterior space.

Boosted Capistrano Accessories

It's easy to create the beauty of an authentic mortar-boosted clay roof with our Boosted Capistrano accessory pieces. Available in a wide range of colors, these pieces were designed to complement your Capistrano tile. For best results, mix your Boosted color and base color as this will add to the authenticity of your roof.

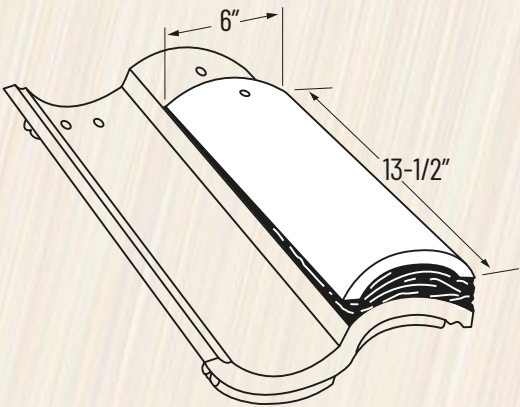
Considerations:

- Choose a Boosted accessory piece to go with your base tile. For color options, please contact an Eagle Account Representative.
- Decide on the look that you want. Prefer a neater treatment? Want a more authentic look?
- Decide how much boost you would like.

No matter what type of Boosted application you choose, your new Eagle Boosted Capistrano roof will be sure to impress.

% used on roof	Approx. installed weight field tile per 100 sq ft
10% Application	990
20% Application	1080
30% Application	1170

Each Boosted
piece weighs
approximately
4.8 lbs.



Close-Up of Boosted Eave



approx. 10% Overall Boost | approx. 990 lbs per square



approx. 20% Overall Boost | approx. 1080 lbs per square



approx. 30% Overall Boost | approx. 1170 lbs per square



The color represented in this inspirational photo may not be available in your area. Similar palettes, available in your region, may be suggested as an alternative by your local Eagle Account Representative.



Why Eagle Roofing Products *and Concrete Roof Tile*

Eagle Roofing Products is the largest, USA owned concrete roof tile manufacturer in the United States. For over 25 years, we have excelled in providing our customers with durable, energy efficient and environmentally friendly concrete roof tiles that are beautiful and timeless.

Eagle Roofing Products

Whether you are building a new home or re-roofing your existing one, your home deserves the best roof possible. When you choose Eagle concrete tile, you'll get a roof that is aesthetically stunning, durable and sustainable.



Founded over 25 years ago by Robert Burlingame, Eagle began operations in the fall of 1989 with one high-pressure concrete tile extrusion machine. Today, Eagle's Rialto, California facility is the largest in North America. In addition to Rialto, we operate facilities in Phoenix, Arizona as well as Stockton, California and Sumterville, Florida meeting the demand for concrete roof tile across the United States and Canada.



Our expertise, coupled with our extensive array of profiles and colors, enables us to provide our customers with high quality concrete roofing products that are beautiful, long-lasting and environmentally friendly.

Eagle's long experience in the roof tile industry and dedication to prompt personal response to its customers' needs have resulted in a well-deserved reputation for quality and service—a reputation that is unmatched.

Eagle is customer service.

Unsurpassed Beauty, Strength and Longevity

When you choose a concrete tile roof from Eagle Roofing Products, you are choosing years of protection and peace of mind. Our tile is tested to the highest standards of the industry. A properly installed Eagle Tile Roof will withstand the elements through rain, snow, high wind and scorching heat – outperforming all other roofing products, while remaining aesthetically stunning.



Fire Tested – Eagle Roof Tile is a Class A roof covering that will protect your home and personal property.



High Wind Tested – Installed correctly, Eagle Roof Tile can survive the strongest storms and harshest weather. Eagle tile is tested and approved

for use in the Miami Dade high velocity hurricane zone, withstanding sustained winds of up to 180mph.



Hail/Impact Tested* – Eagle Roof Tile manufactured at our Pheonix, Arizona facility has a Class 3 Impact Resistance rating for all Capistrano, Malibu and

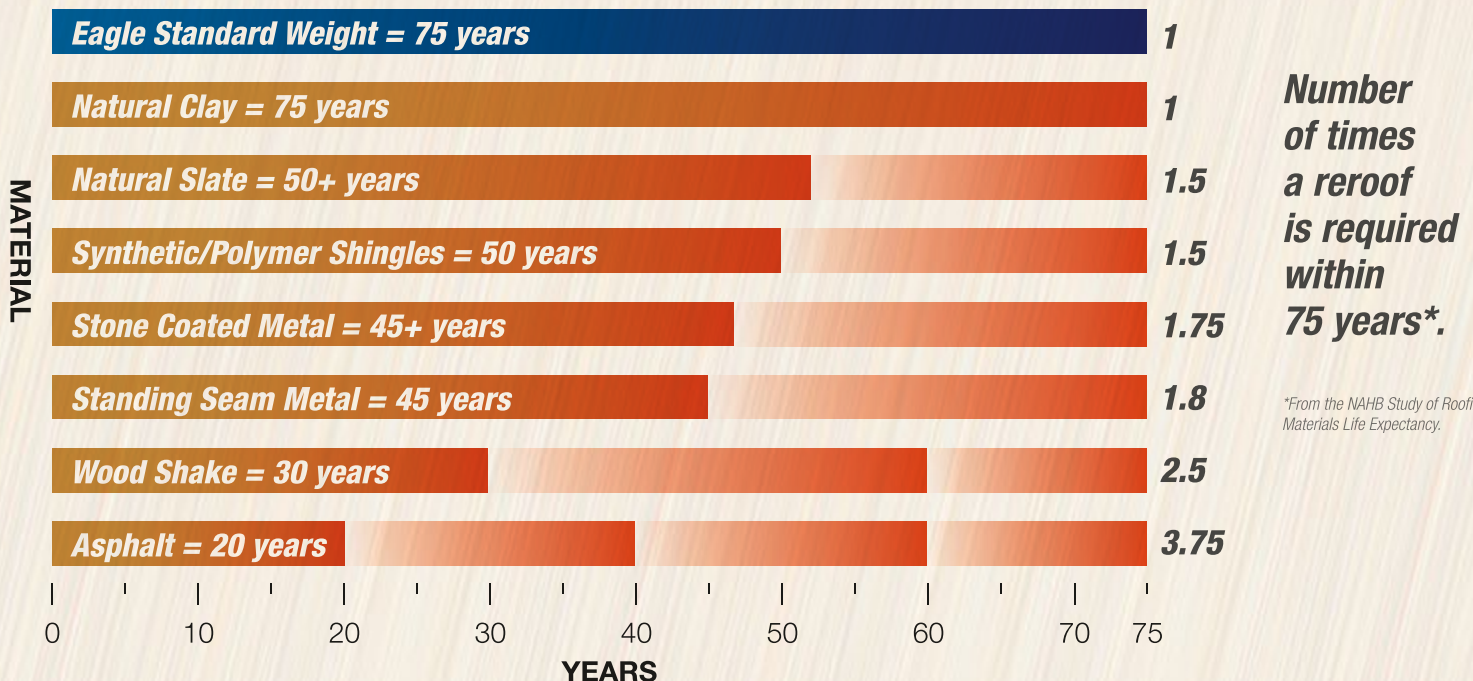
Flat tiles, as described in FM 4473. Some insurance companies offer discounted premiums for houses with tile roofs because of its impact resistance.



***Freeze Thaw Protection** –

Eagle Roof Tile passes Freeze-Thaw requirements. **Excludes color bonded/slurry tiles.*

Roofing material lifespan over 75 years.*



Tile Roofing Is Simply The Superior Choice

New Construction • Reroof • Residential • Commercial



Tile. Sustainable, aesthetically superior protection.



Asphalt Shingle. Temporary, basic roof covering.

HOW DOES TILE COMPARE TO ASPHALT SHINGLES?

- Real tile roofs are no longer only “round and red”. Tile roofs are available in a variety of profiles and colors.
- Tile roofs are produced from ALL natural products - concrete or clay.
 - Tile roofs are not plastic, resin, rubber or metal.
 - Tile roofs do not warp, rust or bend.
- Tile roofs are heavier than asphalt shingles. Weight equates to longevity, thermal superiority, weather, impact resistance and much more.
- Tile roofs invite extreme weather conditions, while asphalt shingle manufacturers base their sales projections on how many of their roofs will need replacing every year.
 - Tile can withstand sustained winds of up to 180mph*
 - Class A Roof Covering
 - Freeze-Thaw (Excludes color bonded/slurry tiles)
- Asphalt shingles are not distinctive.
- Asphalt shingles are not environmentally friendly, as they are a petroleum based product and fill landfills.
- Asphalt shingles do not perform well in hail storms. Roofers swarm neighborhoods subjected to the slightest hail storm.
- Synthetics and plastic products lack a proven track record as a long-lasting and durable roofing product.
- Asphalt shingles are easily damaged by high winds, especially after they age, dry out, lose granules and crack.
- Shingles are not resistant to extreme temperature variations, lending to cracking and loss of color, as they are dependent on granules that are temporarily adhered to the shingle.





O'HAGIN VENT

RIDGE

VALLEY

PIPE FLASHING

COURSE

SIDEWALL

HEADWALL

EAVE

The Anatomy of a Tile Roof

Whether you are building a new home or re-roofing an existing home or commercial building, a new roof is a significant investment. Our goal here at Eagle is to not only educate you on concrete roof tile, but also give you a brief overview of the different parts that make up a roof, so you can talk knowledgeably to your contractor or builder and get your project off on the right foot.

O'Hagin Vents: Generally installed near the top ridgeline of the roof, exhaust vents are designed to allow warm air to escape the attic area of the home, helping to conserve energy within the living space.

Course: Each row of tile is called a course.

Rake: The outer sloped edge of a roofline.

Sidewall: The inner edge of the roof where the tile meets a vertical wall.

Headwall: The top edge of the roof where the tile meets a vertical wall.

Ridge: The top-most edge of a roof where two opposing slopes meet.

Hip: The sloping ridge of a roof where two perpendicular slopes meet.

Valley: The internal sloping angle of a roof where two perpendicular slopes meet.

Eave: Outer edge of the roof downslope.

Pipe Flashing: Metal sleeve and skirt that covers a pipe and its roof opening.

Still have questions? Don't hesitate to reach out to one of our friendly and knowledgeable Eagle Account Representatives. Find your Rep. by visiting: www.eagleroofing.com

HIP

RAKE

Manufacturing Facilities Servicing

Every customer is different. Every project is different. We understand.

Whether you are an Architect, Builder, Designer, Distributor, Roofer or Homeowner, with four manufacturing plants servicing the United States and Canada, our customers can rest assured that we have the right products to meet their needs. Quality products and customer relationships are the core of our business. That's what inspires us to be your company of choice. That's what makes us different.



the United States and Canada





The color represented in this inspirational photo may not be available in your area. Similar palettes, available in your region, may be suggested as an alternative by your local Eagle Account Representative.



Committed to your Trust and Satisfaction

Approvals

IAPMO ER #1900

Specifying Eagle

Every effort has been made to provide you with the tools you need to specify Eagle on your next residential or commercial project. You can find these tools on our website at www.eagleroofing.com under the main tab Resources – Design Professionals.

Installation

Eagle recommends that you find a licensed and insured Roofer for all of your roofing needs. Detailed installation recommendations can be found in the *Concrete and Clay Roof Tile Installation Manual (July 2015)* published by the Tile Roofing Institute & Western States Roofing Contractor Association. For further information, please visit: www.tilerroofing.org

Blended Tile

Blended tile provides added value and beauty to any architectural structure. However, it requires careful placement by your Roofing Contractor, who is responsible for ensuring that the placement of the tile is completed in an aesthetically pleasing manner. Eagle Roofing Products recommends that you discuss this design effect with your Roofer, prior to installation, to ensure that no hot spots (patches of color that undo the blended effect) are created.

Warranty

As the largest USA Owned, USA Made concrete roof tile manufacturer, Eagle Roofing Products proudly stands behind its products with a Lifetime Transferable Limited Product Warranty. We recommend that all customers read our warranty for details and conditions, which can be found at www.eagleroofing.com.

Disclaimer

Eagle Roofing Products concrete roof tile is made from natural materials and color variations are to be expected. Every effort has been made to ensure the colors in this brochure are as close to the actual roof tile; however, photographic and printing techniques can alter the printed colors shown, varying it from actual tile colors. In addition, colors are subject to change, as slight variations in color or flashing may occur during manufacturing. To ensure your satisfaction with the tile you chose from this brochure, we strongly recommend that you obtain a free tile sample from your Roofing Contractor, an Eagle Design Center or an Eagle Account Representative before placing your order.

Eagle Design Centers & Manufacturing Facilities Servicing the United States and Canada

Whether you are an Architect, Builder, Designer, Distributor, Roofer or Homeowner, with four manufacturing plants servicing the United States and Canada, our customers can rest assured that we can provide the highest quality roofing materials and components to meet their needs. Durable, sustainable products and lasting customer relationships are the core of our business. That's what inspires us to be your company of choice. *That's what makes us different.*



Nearest Eagle Design Center

*Free Email and Phone
Consultations Available*

Arizona

Phoenix

4608 W. Elwood
Phoenix, AZ 85043
Phone: 602-346-1749

Manufacturing & Stocking Yards

*Servicing the States of Colorado,
Oklahoma, Kansas, Wyoming,
Nebraska and the Dakota's*

Arizona

Phoenix

4602 W. Elwood
Phoenix, AZ 85043
Phone: 800-346-5260



Corporate Offices

3546 N. Riverside Ave.
Rialto, CA 92377
Phone: 909-822-6000

www.eagleroofing.com

Eagle is proud to be affiliated with these organizations:



Connect with us!

