

# Concrete Roof Tile *The Florida Collection*



Capistrano  
39604 Maple Creek Blend

All Tiles Hail/Impact Tested



*USA Owned. USA Made.*





Capistrano  
3503 Sierra Madre



# SIMPLE. *elegant*. SOLUTIONS.

from a company you can trust



## Eagle is Curb Appeal and Infinite Choices

- Choose from an extensive collection of profiles, textures and dimensions
- Vast color offering in standard integral, ranges and multi-color blends
- Flat tiles offer a crisp, clean appearance for Modern, Colonial, Craftsman, French Provincial and Tudor architecture
- High profile Barrel tiles are beautiful and timeless, ideal for Mediterranean architecture
- Medium profile tiles complement Modern architectural designs, in addition to large commercial or residential buildings
- Concrete tile is the ideal alternative to slate, wood, stone coated metal, and asphalt roofing materials
- Tile roofs enhance curb appeal and maintain the value of the structure over time

## Eagle is Peace of Mind

- USA Owned. USA Made.
- Best warranty in the industry
- Our tile is tested to the highest standards in the industry for fire, high-wind, hail and freeze-thaw protection
- Our customer service, sales and technical departments are here for you before, during and after the sale
- Our products are affordable and environmentally friendly



Bel Air  
4620 Bloomingdale Blend







# Flat Profiles

*Limitless options without compromise, Eagle's Flat Tile profiles offer graceful beauty, rugged strength and enhanced curb appeal. Available in a vast array of colors from warm earth tones and cool grays to refreshing natural hues ranging from green to eggplant—its crisp appearance complements both traditional and modern architecture. Depending on the look you are after, our Flat Tiles can emulate the texture and style of natural materials such as wood shake, clay and slate – and are a more affordable alternative. See for yourself.*

*Concrete roof tile never looked so good.*





Bel Air  
4477 Viera Blend

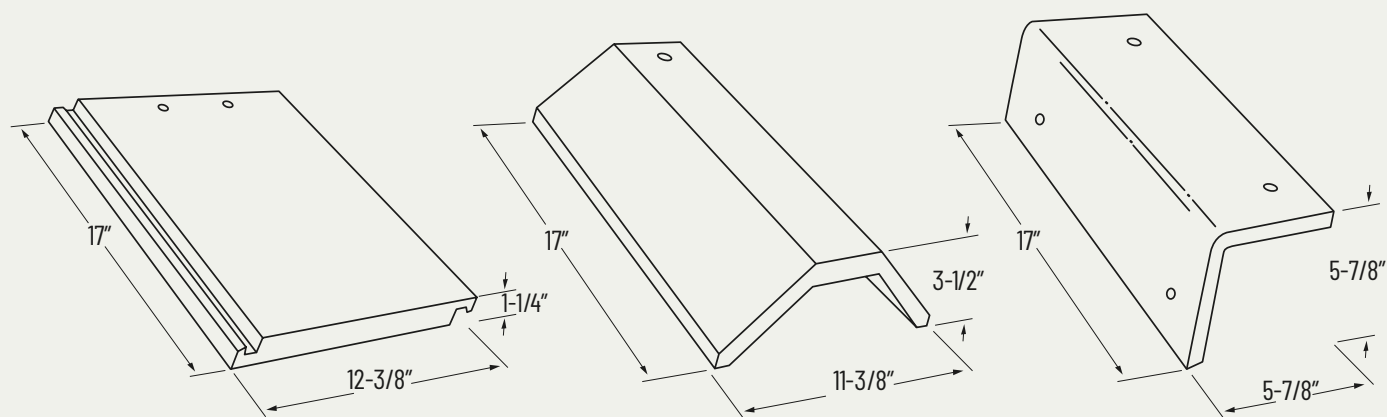


# Bel Air


PER 100  
SQ FT

**88.5** Tiles (3" headlap)  
**970** Pounds (approx.)

*Sometimes, the beauty is in the simplicity of the design. The Bel Air profile is a flat, smooth tile that offers clean lines and versatility to use on a variety of different architectural styles. Plus, it allows you to go heavier on other exterior elements such as pavers, stonework and landscaping, all of which will dramatically complement your Bel Air concrete tile roof. The choices are endless!*




**4477 Viera Blend** - Blend of Dark Brown, Tan



**4502 Arcadia Canyon Brown** - Hues of Dark Brown, Black Streaks

Ref: .13 Emi: .94 SRI: 12 A.SRI: 16 CRRC: 0918-0043



**4503 Sierra Madre** - Hues of Charcoal, Black Streaks

Ref: .11 Emi: .92 SRI: 9 A.SRI: 12 CRRC: 0918-0111



**4507 Boca Cream** - Hues of Mocha, Cream Streaks

Ref: .32 Emi: .90 SRI: 34 A.SRI: 34 CRRC: 0918-0062








**4516 Royal Palm** - *Hues of Gray, White Streaks*




**4549 Santa Paula** - *Hues of Tan, Cream, Brown Streaks*

Ref: .20    Emi: .89    SRI: 18    A.SRI: 18    CRRC: 0918-0049



**4591 Dark Gray Range** - *Range of Dark Gray*



**4595 Dark Charcoal** - *Hues of Dark Charcoal, Black Streaks*



**4602 Concord Blend** - *Blend of Charcoal, Tan*

Ref: .15    Emi: .92    SRI: 14    A.SRI: 15    CRRC: 0918-0107



**4603 Sanborn Blend** - *Blend of Terracotta, Brownish Tan, Black Streaks*



**4620 Bloomingdale Blend** - *Blend of Gray, Eggplant, Gold*



**4629 Floridian Blend** - *Blend of Terracotta, Brown, Red, Light Gray, Black Streaks*





Bel Air  
4595 Dark Charcoal



**4655 Mount Dora Blend** - Blend of Gray, White, Black Streaks

Ref: .17 Emi: .93 SRI: 17 A.SRI: 18 CRRC: 0918-0109



**4664 Terracambra Range** - Range of Terracotta



**4679 Light Gray Range** - Range of Light Gray

Ref: .21 Emi: .93 SRI: 22 A.SRI: 21 CRRC: 0918-0004



**4687 Brown Gray Range** - Range of Brown, Gray

Ref: .15 Emi: .91 SRI: 13 A.SRI: 15 CRRC: 0918-0028







**4698 Kona Red Range** - Range of Red  
Ref: .25    Emi: .83    SRI: 22    A.SRI: 28    CRRC: 0918-0018



**4743 Cocoa Range** - Range of Dark Brown  
Ref: .12    Emi: .91    SRI: 9    A.SRI: 12    CRRC: 0918-0106



**4773 Walnut Creek Blend** - Blend of Tan, Orange, Dark Brown  
Ref: .20    Emi: .94    SRI: 21    A.SRI: 23    CRRC: 0918-0037



**4700 Ultra White\*** - Range of White  
*Our new Ultra White color-thru tile is replacing our previous White on White slurry tile.*


*\*Premium Price*





**4804 Rocklin Blend** - Blend of Brown, Light Brown, Mocha

Ref: .18 Emi: .94 SRI: 18 A.SRI: 22 CRRC: 0918-0101



**4883 Hillsborough Blend** - Blend of Brown, Natural Gray, Light Brown, w/streaks

Ref: .17 Emi: .94 SRI: 17 A.SRI: 20 CRRC: 0918-0098



**49507 Moss Creek** - Hues of Green, Dark Green Streaks



Bel Air  
4773 Walnut Creek Blend





Double Eagle Bel Air  
4046 Rockledge

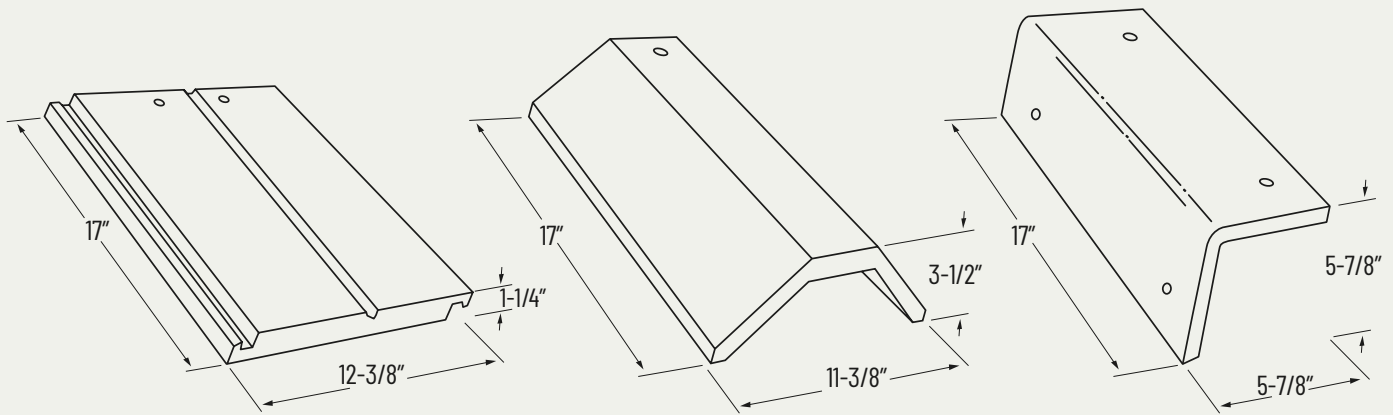


# Double Eagle Bel Air

PER 100  
SQ FT

**88.5** Tiles (3" headlap)  
**970** Pounds (approx.)

*The Double Eagle Bel Air profile has a smooth surface coupled with a split tile appearance that adds the right amount of subtle differentiation and dimension to a classic look. The best part? It's perfect for any residential or commercial project.*



**4011 Flintridge Gray** - Hues of Natural Gray, Black Streaks

Ref: .21 Emi: .93 SRI: 22 A.SRI: 20 CRRC: 0918-0003



**4046 Rockledge** - Hues of Dark Charcoal, Rust, Red Streaks



**40517 Wildwood** - Hues of Tan, Maroon, Black Streaks





Golden Eagle  
1687 Brown Gray Range





# Golden Eagle

PER 100	<b>88.5</b>	Tiles (3" headlap)
SQ FT	<b>970</b>	Pounds (approx.)

*Emulating an upgraded wood shake look, the Golden Eagle profile combines a smooth, flat surface with a partial broom swept texture that immediately grabs your attention. This type of texture allows you to create an intriguing design that welcomes many different styles from French Provincial to Cozy Cottage and even a Coastal home. This profile is available in deeper shades of charcoal, chocolate, and green which will definitely make a home more inviting!*



**1502 Arcadia Canyon Brown** - Hues of Dark Brown, Black Streaks

Ref: .13    Emi: .94    SRI: 12    A.SRI: 16    CRRC: 0918-0043



**1687 Brown Gray Range** - Range of Brown, Gray

Ref: .15    Emi: .91    SRI: 13    A.SRI: 15    CRRC: 0918-0028



**1699 Charcoal Range** - Range of Gray

Ref: .15    Emi: .94    SRI: 15    A.SRI: 16    CRRC: 0918-0046







Ponderosa  
5503 Sierra Madre


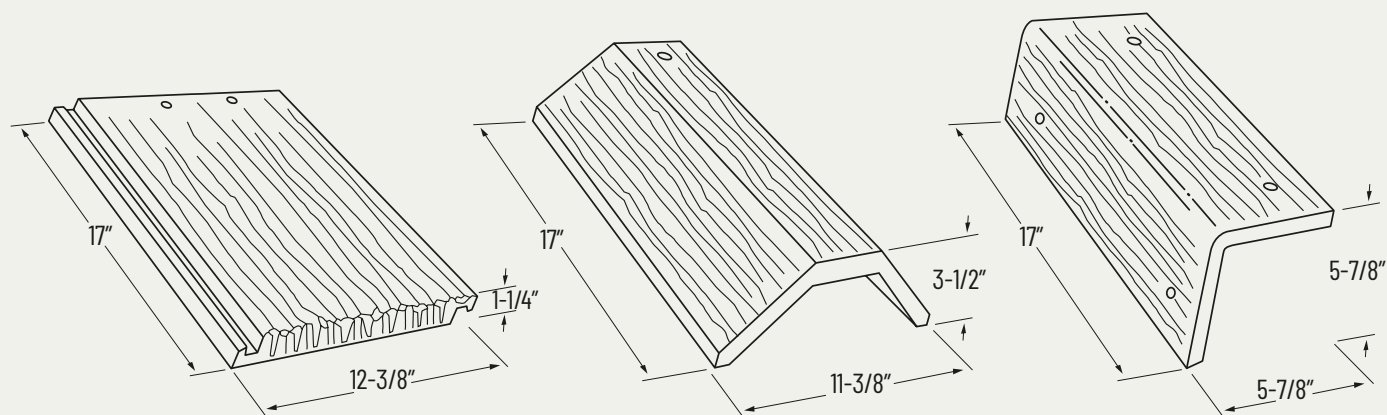


# Ponderosa

PER 100  
SQ FT


**88.5** Tiles (3" headlap)  
**970** Pounds (approx.)

*A more durable and affordable alternative to natural wood shake, our Ponderosa tile has beautifully textured shadow lines that graze its surface to deliver a truly rustic wood appearance. If you are seeking remarkable curb appeal, a Ponderosa roof will complement many architectural styles including Prairie, Craftsman and Bungalow, to name a few.*



**5502 Arcadia Canyon Brown** - Hues of Dark Brown, Black Streaks

Ref: .13 Emi: .94 SRI: 12 A.SRI: 16 CRRC: 0918-0043




**5503 Sierra Madre** - Hues of Charcoal, Black Streaks

Ref: .11 Emi: .92 SRI: 9 A.SRI: 12 CRRC: 0918-0111



**5687 Brown Gray Range** - Range of Brown, Gray

Ref: .15 Emi: .91 SRI: 13 A.SRI: 15 CRRC: 0918-0028



**56046 Rockledge** - Hues of Dark Charcoal, Rust, Red Streaks

A.SRI actual: #. A.SRI calculated: #.

Notice: To ensure your satisfaction with your tile choice, we request you obtain a current tile sample; or request addresses in your area from your local Design Center/Eagle Representative.





Tapered Slate  
49655 Mount Dora Blend


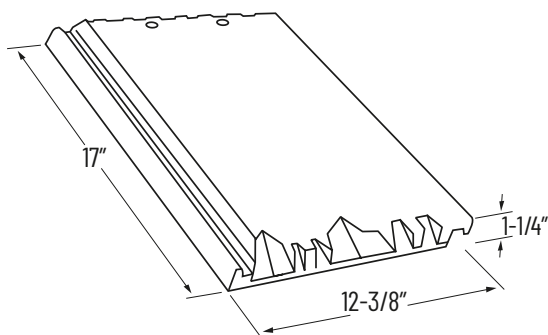


# Tapered Slate

PER 100  
SQ FT


**88.5** Tiles (3" headlap)  
**970** Pounds (approx.)

*Tapered Slate tile features a beautiful smooth texture, beveled sides and an aggressive chamfered edge treatment that highlights the inherent beauty of traditional slate. Colors range from a variety of timeless earth tones, producing a natural blend of varying depths for a brilliant roof that you will be proud of.*




**49581 Arcadia Canyon Brown** - Hues of Dark Brown, Black Streaks

Ref: .13 Emi: .94 SRI: 12 A.SRI: 16 CRRC: 0918-0043



**49595 Dark Charcoal** - Hues of Dark Charcoal, Black Streaks



**49602 Concord Blend** - Blend of Charcoal, Tan

Ref: .15 Emi: .92 SRI: 14 A.SRI: 15 CRRC: 0918-0107



**49634 Kings Canyon Blend** - Blend of Dark Green, Tan, Red and Black Streaks

Ref: .13 Emi: .94 SRI: 12 A.SRI: 16 CRRC: 0918-0044



**49655 Mount Dora Blend** - Blend of Gray, White, Black Streaks

Ref: .17 Emi: .93 SRI: 17 A.SRI: 18 CRRC: 0918-0109







Tapered Slate, staggered  
49602 Concord Blend




# Staggered Installation

*Installing flat tile with a staggered exposure is an easy way to give a home an “Old World” look. While staggered exposure tiles are a natural fit for architectural styles like English Cottage and French Country, this unique look can breathe new life into homes of many varied styles.*

**It is vitally important that the professional roofing contractor plans the entire roof layout prior to installing tiles, taking into consideration the weight and waste.** Approximately half of the tiles on a staggered roof will have a shorter exposure than the other half. It will be essential to calculate the additional tiles required to create a unique staggered exposure roof prior to ordering product. Whether installing a staggered exposure tile roof with battens or without, it is imperative to make proper measurements when preparing the roof for installation. The first course at the eave will be installed normally with a standard exposure. The staggered exposure begins at the second course.


If battens are utilized, the staggered exposure is achieved by installing partial battens (no greater than 12” in length) immediately above the primary course battens beginning on the second course (as seen in upper inset illustration). The tiles with the shorter exposure will hang on the higher partial batten (see image). If a direct-to-deck application is utilized (no battens), a second set of chalk lines will be marked at each course, one line for the normal exposure and one for the staggered exposure tiles. This is based on a 1” stagger.

**One more consideration is the water channel at the left side of the tile.** The bottom of the water channel will be visible. Leaving this portion of the water channel exposed can detract from the desired look of the staggered roof, especially on steeper roof pitches where a majority of the face of each tile will be visible. If desired, exposed channel can be removed using a saw and/or tile nippers (as seen in lower inset illustration).



*In the end, you can rest assured that flat tile with a staggered exposure will create an overall beautiful, unique look to your project.*

*Please note that although aesthetically stunning, staggered installations are extremely complicated and may cause layout and waterproofing complications. Your Roofing Contractor is ultimately responsible for the planning and proper installation of the tile.*



Ponderosa, staggered  
5503 Sierra Madre









# Barrel Profiles

*Inspiration that will move you... Eagle's high and medium barrel shaped profiles exude rich colors, unmatched aesthetics and timeless elegance. Whether you are looking to emulate the authentic look of Spanish tile in the Old World or wish for a more contemporary style while mirroring the Mediterranean appearance found in the roofscapes of Italy, France and Greece; **you can rest assured that your curb appeal will be the envy of everyone in your neighborhood.***





Capistrano  
3629 Floridian Blend

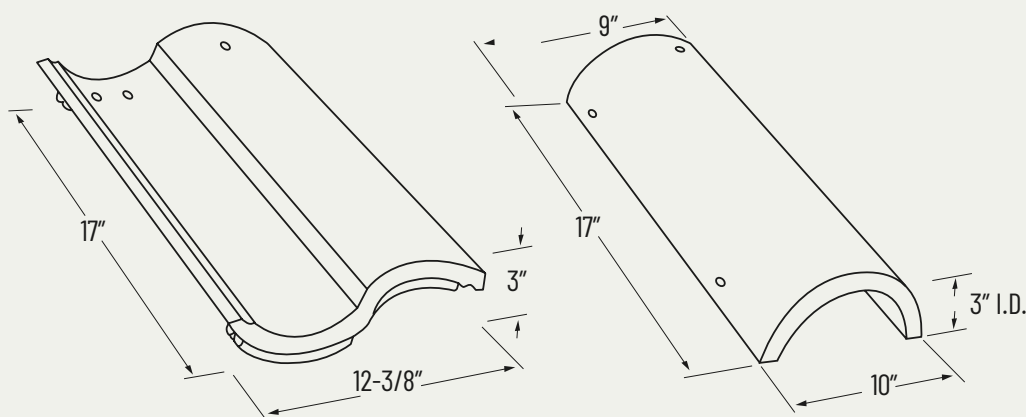


# Capistrano


PER 100  
SQ FT

**88.5** Tiles (3" headlap)  
**880** Pounds (approx.)

*A high S-profile tile, our Capistrano is semi-cylindrical and is the most traditionally recognized of all tile profiles. While you may think a Capistrano tile roof is suitable for only Spanish or Italian architecture, it actually offers stunning good looks that work well with any style, as it pairs nicely with stucco, stone or brick siding. It is used widely on residential, commercial, military and institutional buildings throughout the United States.*




**3477 Viera Blend** - Blend of Dark Brown, Tan



**3503 Sierra Madre** - Hues of Charcoal, Black Streaks

Ref: .11 Emi: .92 SRI: 9 A.SRI: 12 CRRC: 0918-0111



**3507 Boca Cream** - Hues of Mocha, Cream Streaks

Ref: 0.32 Emi: 0.90 SRI: 34 A.SRI: 34 CRRC: 0918-0062



**3520 Weathered Terracotta Flashed** - Hues of Light Terracotta, Black, Red Streaks

Ref: .19 Emi: .93 SRI: 19 A.SRI: 20 CRRC: 0918-0038





# Capistrano



**3549 Santa Paula** - *Hues of Tan, Cream, Brown Streaks*  
Ref: .20    Emi: .89    SRI: 18    A.SRI: 18    CRRC: 0918-0049



**3555 Alhambra** - *Hues of Terracotta, Yellow Streaks*  
Ref: .22    Emi: .89    SRI: 21    A.SRI: 22    CRRC: 0918-0054



**3581 Arcadia Canyon Brown** - *Hues of Dark Brown, Black Streaks*  
Ref: .13    Emi: .94    SRI: 12    A.SRI: 16    CRRC: 0918-0043



**3602 Concord Blend** - *Blend of Charcoal, Tans*  
Ref: .15    Emi: .92    SRI: 14    A.SRI: 15    CRRC: 0918-0107




Capistrano  
3503 Sierra Madre





Capistrano  
3603 Sanborn Blend



**3603 Sanborn Blend** - Blend of Terracotta, Brownish Tan, Black Streaks



**3604 Carlsbad Blend** - Blend of Terracotta, Brown, Yellow Streaking

Ref: .18 Emi: .88 SRI: 15 A.SRI: 16 CRRC: 0918-0055



**3620 Bloomingdale Blend** - Blend of Gray, Eggplant, Gold



**3626 Rancho Cordova Blend** - Blend of Green, Gold, Purple

Ref: .17 Emi: .93 SRI: 17 A.SRI: 18 CRRC: 0918-0040





# Capistrano



**3629 Floridian Blend** - Blend of Terracotta, Brown Red, Light Gray, Black Streaking



**3645 Sunrise Blend** - Blend of Terracotta, Brown

Ref: .18    Emi: .93    SRI: 18    A.SRI: 22    CRRC: 0918-0030



**3661 Juno Blend** - Blend of Terracotta, Brown, Red, Light Gray



**3664 Terracambra Range** - Range of Terracotta





**3679 Light Gray Range** - Range of Light Gray

Ref: .21 Emi: .93 SRI: 22 A.SRI: 21

CRRC: 0918-0004



**3684 San Rafael Blend** - Blend of Purple, Tan

Ref: .16 Emi: .91 SRI: 14 A.SRI: 18

CRRC: 0918-0068



**3687 Brown Gray Range** - Range of Brown, Gray

Ref: .15 Emi: .91 SRI: 13 A.SRI: 15

CRRC: 0918-0028



**3688 Buena Vista Blend** - Blend of Light Gray, Terracotta, Tan

Ref: .16 Emi: .91 SRI: 14 A.SRI: 18


CRRC: 0918-0068



**3698 Kona Red Range** - Range of Red

Ref: .25 Emi: .83 SRI: 22 A.SRI: 28


CRRC: 0918-0018



**3713 Northdale Blend** - Blend of Reddish Brown, Gold, Gray, Brown Streaks

Ref: .17 Emi: .92 SRI: 16 A.SRI: 16

CRRC: 0918-0045



**3714 Coral Springs Blend** - Blend of Coral, Periwinkle, Orange, Yellow



**3723 Adobe Blend** - Blend of Maroon, Terracotta, Gray, Gold

Ref: .17 Emi: .92 SRI: 16 A.SRI: 16

CRRC: 0918-0045





Capistrano



3725 Palm Beach Blend - Blend of Eggplant, Gold, Coral



3743 Cocoa Range - Range of Dark Brown

Ref: .12    Emi: .91    SRI: 9    A.SRI: 12    CRRC: 0918-0106



3773 Walnut Creek Blend - Blend of Tan, Orange, Dark Brown

Ref: .20    Emi: .94    SRI: 21    A.SRI: 23    CRRC: 0918-0037



3700 Ultra White\* - Range of White

*\*Premium Price*

*Our new Ultra White color-thru tile is replacing our previous White on White slurry tile.*



Capistrano  
3688 Buena Vista Blend



Capistrano  
3723 Adobe Blend



**39507 Moss Creek** - *Hues of Green, Dark Green Streaks*



**39508 Sevilla Range** - *Range of Bright Terracotta*



**39604 Maple Creek Blend** - *Blend of Light Brown, Taupe, Gray, Tan*



**39609 Lakeport Blend** - *Blend of Reddish Browns, with Gray*



Malibu  
2773 Walnut Creek Blend




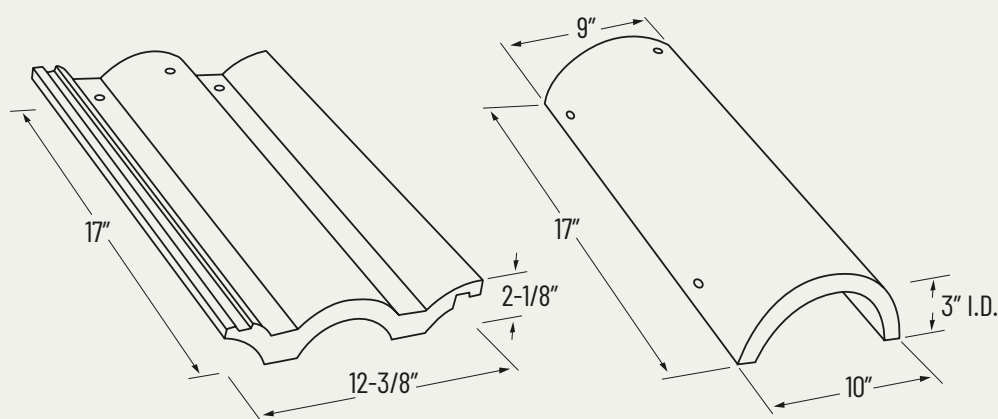


# Malibu

PER 100  
SQ FT

**88** Tiles (3" headlap)  
**903** Pounds (approx.)

*Malibu tile has gentle curves, which adds visual interest and striking effects, easily complementing modern architectural designs and large buildings. It's particularly effective on distinctive homes, apartments, hotels, places of worship and commercial structures. It's the best of both worlds, where Mediterranean meets Contemporary.*



**2424 Rosewood** - Hues of Reddish Orange, Black Streaks



**2503 Sierra Madre** - Hues of Charcoal, Black Streaks

Ref: .11 Emi: .92 SRI: 9 A.SRI: 12 CRRC: 0918-0111



**2507 Boca Cream** - Hues of Mocha, Cream Streaks

Ref: 0.32 Emi: 0.90 SRI: 34 A.SRI: 34 CRRC: 0918-0062

LEED+



**2516 Royal Palm** - Hues of Gray, White Streaks

A.SRI actual: #. A.SRI calculated: #.

Notice: To ensure your satisfaction with your tile choice, we request you obtain a current tile sample; or request addresses in your area from your local Design Center/Eagle Representative.





Malibu  
2725 Palm Beach Blend



2518 Sandy Bay - *Hues of Tan, Rust, Gray Streaks*



2549 Santa Paula - *Hues of Tan, Cream, Brown Streaks*

Ref: .20    Emi: .89    SRI: 18    A.SRI: 18    CRRC: 0918-0049



2555 Alhambra - *Hues of Terracotta, Yellow Streaks*

Ref: .22    Emi: .89    SRI: 21    A.SRI: 22    CRRC: 0918-0054



2581 Arcadia Canyon Brown - *Hues of Dark Brown, Black Streaks*

Ref: .13    Emi: .94    SRI: 12    A.SRI: 16    CRRC: 0918-0043







**2603 Sanborn Blend** - Blend of Terracotta, Brownish Tan, Black Streaks



**2629 Floridian Blend** - Blend of Terracotta, Brown Red, Light Gray, Black Streaking



**Malibu**  
**2581 Arcadia Canyon Brown**





2664 Terracambra Range - Range of Terracotta



2698 Kona Red Range - Range of Red  
Ref: .25    Emi: .83    SRI: 22    A.SRI: 28    CRRC: 0918-0018



2725 Palm Beach Blend - Blend of Eggplant, Gold, Coral



2743 Cocoa Range - Range of Dark Brown  
Ref: .12    Emi: .91    SRI: 9    A.SRI: 12    CRRC: 0918-0106



2773 Walnut Creek Blend - Blend of Tan, Orange, Dark Brown  
Ref: .20    Emi: .94    SRI: 21    A.SRI: 23    CRRC: 0918-0037



2700 Ultra White\* - Range of White    **\*Premium Price**  
*Our new Ultra White color-thru tile is replacing our previous White on White slurry tile.*




29501 Maple Forge - Hues of Red Orange, Maroon Streaks



29507 Moss Creek - Hues of Green, Dark Green Streaks





Malibu  
29501 Maple Forge





Capistrano—Boosted  
3645 Sunrise Blend





# *Boosted Capistrano* Accessories

*Seeking the genuine look of old Spanish tile without the premium cost of a clay roof? Realize your vision with Eagle's Boosted Capistrano. Your home will dazzle with rustic touches of Old World charm that bring the genuine look of natural clay to life. All this with the peace of mind that your concrete tile roof is designed to last the life of your structure, while adding undeniable character to your exterior space.*



# Boosted Capistrano Accessories

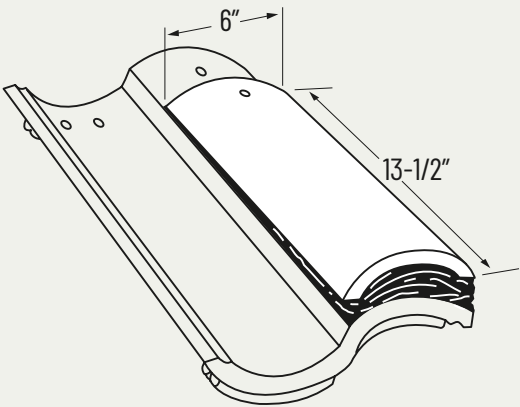
*It's easy to create the beauty of an authentic mortar-boosted clay roof with our Boosted Capistrano accessory pieces. Available in a wide range of colors, these pieces were designed to complement your Capistrano tile. For best results, mix your Boosted color and base color as this will add to the authenticity of your roof.*

### Considerations:

- Choose a Boosted accessory piece to go with your base tile. For color options, please contact an Eagle Account Representative.
- Decide on the look that you want. Prefer a neater treatment? Want a more authentic look?
- Decide how much boost you would like.

No matter what type of Boosted application you choose, your new Eagle Boosted Capistrano roof will be sure to impress.

% USED ON ROOF	APPROX. INSTALLED WEIGHT FIELD TILE PER 100 SQ FT	
10% Application	970	Each Boosted piece weighs approximately 4.8 lbs.
20% Application	1055	
30% Application	1145	



Close-Up of Boosted Eave





approx. 10% Overall Boost | approx. 990 lbs per square



approx. 20% Overall Boost | approx. 1080 lbs per square



approx. 30% Overall Boost | approx. 1170 lbs per square





Capistrano  
3687 Brown Gray Range





# *Why Eagle Roofing Products and Concrete Roof Tile*

*Eagle Roofing Products is the largest, USA owned concrete roof tile manufacturer in the United States. For over 25 years, we have excelled in providing our customers with durable, energy efficient and environmentally friendly concrete roof tiles that are beautiful and timeless.*



# Eagle Roofing Products

*Whether you are building a new home or re-roofing your existing one, your home deserves the best roof possible. When you choose Eagle concrete tile, you'll get a roof that is aesthetically stunning, durable and sustainable.*



Founded over 25 years ago by Robert Burlingame, Eagle began operations in the fall of 1989 with one high-pressure concrete tile extrusion machine. Today, Eagle's Rialto, California facility is the largest in North America. In addition to Rialto, we operate facilities in Phoenix, Arizona as well as Stockton, California and Sumterville, Florida meeting the demand for concrete roof tile across the United States and Canada.



Our expertise, coupled with our extensive array of profiles and colors, enables us to provide our customers with high quality concrete roofing products that are beautiful, long-lasting and environmentally friendly.

Eagle's long experience in the roof tile industry and dedication to prompt personal response to its customers' needs have resulted in a well-deserved reputation for quality and service—a reputation that is unmatched.

*Eagle is customer service.*



# Unsurpassed Beauty, Strength and Longevity

When you choose a concrete tile roof from Eagle Roofing Products, you are choosing years of protection and peace of mind. Our tile is tested to the highest standards of the industry. A properly installed Eagle Tile Roof will withstand the elements through rain, snow, high wind and scorching heat – outperforming all other roofing products, while remaining aesthetically stunning.



**Fire Tested** – Eagle Roof Tile is a Class A roof covering that will protect your home and personal property.



**High Wind Tested** – Installed correctly, Eagle Roof Tile can survive the strongest storms and harshest weather. Eagle tile is tested and approved

for use in the Miami Dade high velocity hurricane zone, withstanding sustained winds of up to 180mph.



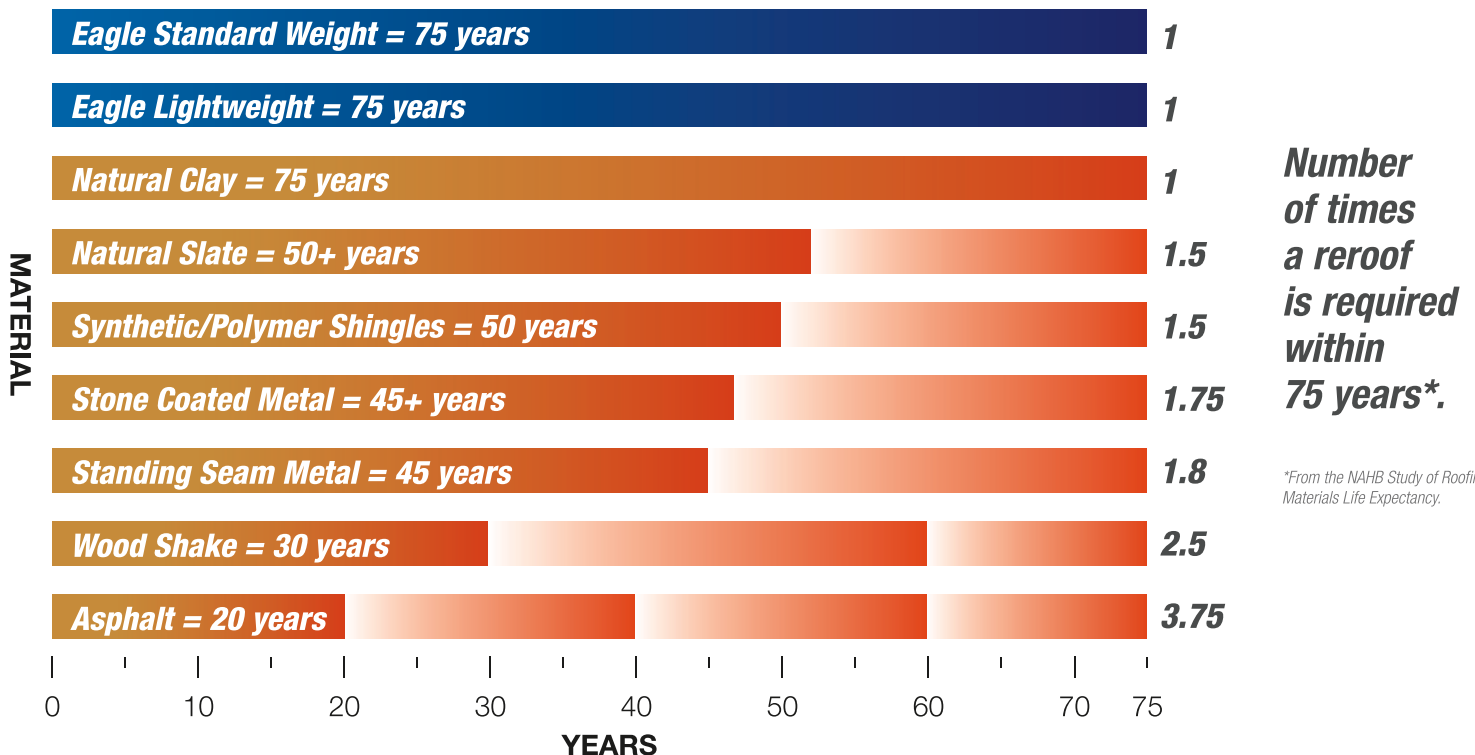
**Hail/Impact Tested\*** – Concrete roof tile stands up to hail, as well as or better than, any other roofing product. Some insurance companies offer discounted premiums for houses with tile roofs because of its impact resistance.

\*Stockton, Arizona and Florida manufactured tiles only.



**\*Freeze Thaw Protection** – Eagle Roof Tile passes Freeze-Thaw requirements. \*Excludes color bonded/slurry tiles.

## Roofing material lifespan over 75 years.\*





# Tile Roofing Is Simply The Superior Choice

New Construction • Reroof • Residential • Commercial



**Tile.** Sustainable, aesthetically superior protection.

**Asphalt Shingle.** Temporary, basic roof covering.

## HOW DOES TILE COMPARE TO ASPHALT SHINGLES?

- Real tile roofs are no longer only “round and red”. Tile roofs are available in a variety of profiles and colors.
- Tile roofs are produced from ALL natural products - concrete or clay.
  - Tile roofs are not plastic, resin, rubber or metal.
  - Tile roofs do not warp, rust or bend.
- Tile roofs are heavier than asphalt shingles. Weight equates to longevity, thermal superiority, weather, impact resistance and much more.
- Tile roofs invite extreme weather conditions, while asphalt shingle manufacturers base their sales projections on how many of their roofs will need replacing every year.
  - Tile can withstand sustained winds of up to 180mph\*
  - Class A Roof Covering
  - Freeze-Thaw (Excludes color bonded/slurry tiles)
- Asphalt shingles are not distinctive.
- Asphalt shingles are not environmentally friendly, as they are a petroleum based product and fill landfills.
- Asphalt shingles do not perform well in hail storms. Roofers swarm neighborhoods subjected to the slightest hail storm.
- Synthetics and plastic products lack a proven track record as a long-lasting and durable roofing product.
- Asphalt shingles are easily damaged by high winds, especially after they age, dry out, lose granules and crack.
- Shingles are not resistant to extreme temperature variations, lending to cracking and loss of color, as they are dependent on granules that are temporarily adhered to the shingle.





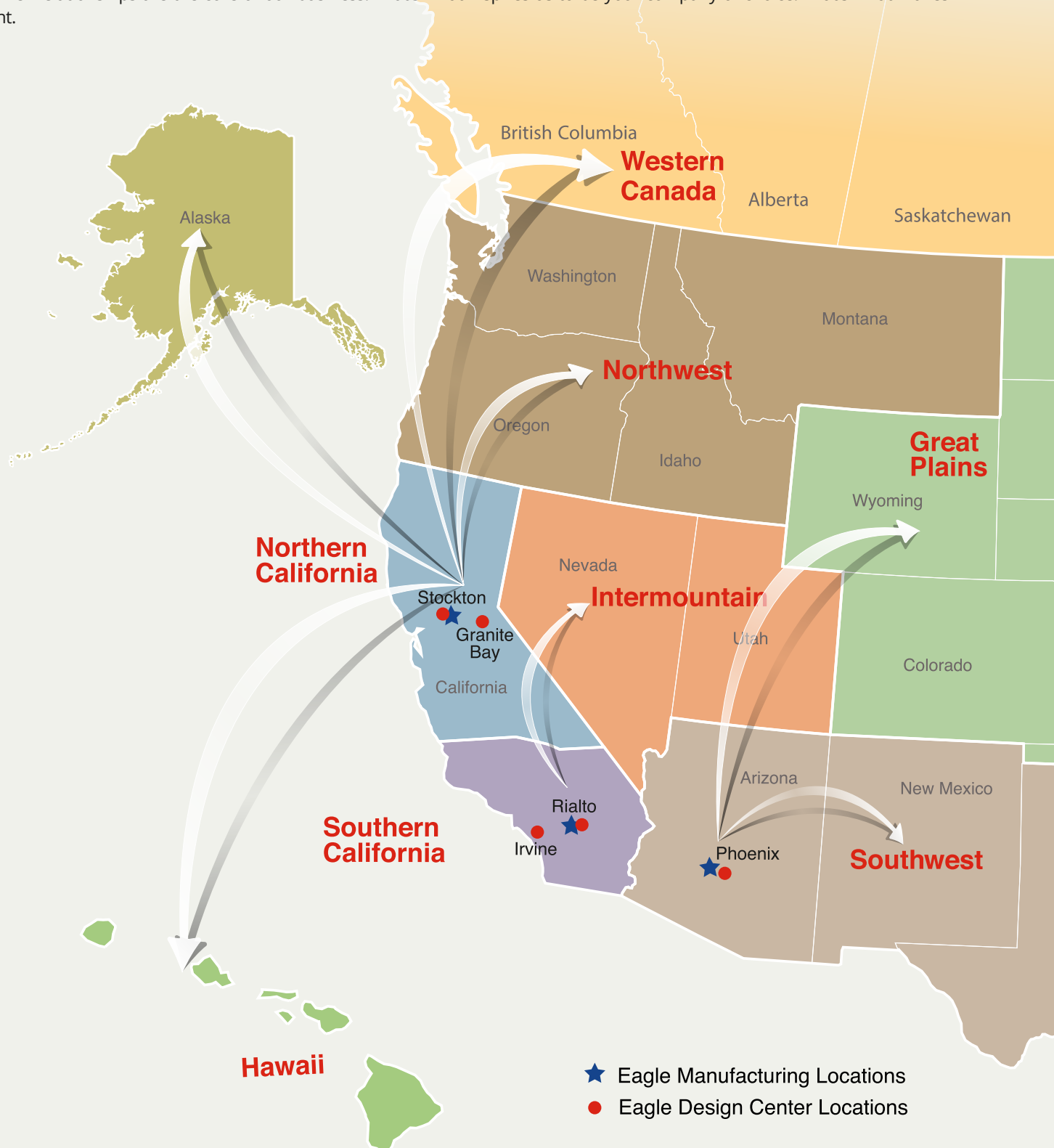
The color represented in this inspirational photo may not be available in your area. Similar palettes, available in your region, may be suggested as an alternative by your local Eagle Account Representative.



# Manufacturing Facilities Servicing

**Every customer is different. Every project is different. We understand.**

Whether you are an Architect, Builder, Designer, Distributor, Roofer or Homeowner, with four manufacturing plants servicing the United States and Canada, our customers can rest assured that we have the right products to meet their needs. Quality products and customer relationships are the core of our business. That's what inspires us to be your company of choice. That's what makes us different.





# the United States and Canada







The color represented in this inspirational photo may not be available in your area. Similar palettes, available in your region, may be suggested as an alternative by your local Eagle Account Representative.





# Committed to your Trust and Satisfaction

## Approvals

IAPMO ER #1900  
Low Profile NOA # 18-0509.18  
Medium Profile NOA # 18-0509.19  
High Profile NOA # 18-0523.04

## Specifying Eagle

Every effort has been made to provide you with the tools you need to specify Eagle on your next residential or commercial project. You can find these tools on our website at [www.eagleroofing.com](http://www.eagleroofing.com) under the main tab Resources – Design Professionals.

## Installation

Eagle recommends that you find a licensed and insured Roofer for all of your roofing needs. Detailed installation recommendations can be found in the *Concrete and Clay Roof Tile Installation Manual (July 2015)* published by the Tile Roofing Institute & Western States Roofing Contractor Association. For further information, please visit: [www.tilerroofing.org](http://www.tilerroofing.org)

## Blended Tile

Blended tile provides added value and beauty to any architectural structure. However, it requires careful placement by your Roofing Contractor, who is responsible for ensuring that the placement of the tile is completed in an aesthetically pleasing manner. Eagle Roofing Products recommends that you discuss this design effect with your Roofer, prior to installation, to ensure that no hot spots (patches of color that undo the blended effect) are created.

## Warranty

As the largest USA Owned, USA Made concrete roof tile manufacturer, Eagle Roofing Products proudly stands behind its products with a Lifetime Transferable Limited Product Warranty. We recommend that all customers read our warranty for details and conditions, which can be found at [www.eagleroofing.com](http://www.eagleroofing.com).

## Disclaimer

Eagle Roofing Products concrete roof tile is made from natural materials and color variations are to be expected. Every effort has been made to ensure the colors in this brochure are as close to the actual roof tile; however, photographic and printing techniques can alter the printed colors shown, varying it from actual tile colors. In addition, colors are subject to change, as slight variations in color or flashing may occur during manufacturing. To ensure your satisfaction with the tile you chose from this brochure, we strongly recommend that you obtain a free tile sample from your Roofing Contractor, an Eagle Design Center or an Eagle Account Representative before placing your order.



# Visit an Eagle Design Center

A beautiful roof is one of the most important architectural elements of a home or building. So why not visit an Eagle Design Center, where you can see our huge selection of colors, textures, styles and products? Whether you need tile samples, design consultation, technical specifications, installation guides or more, our knowledgeable professionals are here to support you every step of the way.



*Call Today to Schedule Your Free Consultation!*

## Florida Design Centers

### Orlando Area

#### Altamonte Springs

402 Northlake Blvd., Suite 1028  
Altamonte Springs, FL 32701  
Phone: 407-691-7100

### Fort Lauderdale Area

#### Broward Design Center

8346 W State Road-84.  
Davie, FL 33324  
Phone: 954-551-0717

### Southern Gulf Coast Area

#### Fort Myers

17103 Alico Center Dr., #5  
Fort Myers, FL 33967  
Phone: 239-292-8145



#### Corporate Offices

3546 N. Riverside Ave.  
Rialto, CA 92377  
Phone: 909-822-6000

[www.eagleroofing.com](http://www.eagleroofing.com)

*Eagle is proud to be affiliated with these organizations:*



Connect with us!



© 2021 Eagle Roofing Products. 01/2021