

Concrete Roof Tile *The Lightweight Collection*



Bel Air, Staggered
297 Slate Range

USA Owned. USA Made.



Ponderosa Staggered
303 Sierra Madre

SIMPLE. *elegant*. SOLUTIONS.

from a company you can trust



Eagle is Curb Appeal and Infinite Choices

- Choose from an extensive collection of profiles, textures and dimensions
- Vast color offering in standard integral, ranges and multi-color blends
- Flat tiles offer a crisp, clean appearance for Modern, Colonial, Craftsman, French Provincial and Tudor architecture
- High profile Barrel tiles are beautiful and timeless, ideal for Mediterranean architecture
- Medium profile tiles complement Modern architectural designs, in addition to large commercial or residential buildings
- Concrete tile is the ideal alternative to slate, wood, stone coated metal, and asphalt roofing materials
- Tile roofs enhance curb appeal and maintain the value of the structure over time

Eagle is Peace of Mind

- USA Owned. USA Made.
- Best warranty in the industry
- Our tile is tested to the highest standards in the industry for fire, high-wind and freeze-thaw protection
- Our customer service, sales and technical departments are here for you before, during and after the sale
- Our products are affordable and environmentally friendly

Double Eagle Ponderosa
901 Oakwood





Flat *Profiles*

*Limitless options without compromise, Eagle's Flat Tile profiles offer graceful beauty, rugged strength and enhanced curb appeal. Available in a vast array of colors from warm earth tones and cool grays to refreshing natural hues ranging from green to eggplant—its crisp appearance complements both traditional and modern architecture. Depending on the look you are after, our Flat Tiles can emulate the texture and style of natural materials such as wood shake, clay and slate – and are a more affordable alternative. **See for yourself.***

Concrete roof tile never looked so good.




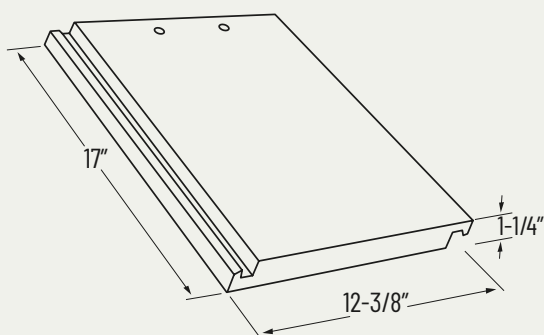
Bel Air
202 BL Concord Blend

Bel Air

PER 100
SQ FT

88.5 Tiles (3" headlap)
720 Pounds (approx.)

Sometimes, the beauty is in the simplicity of the design. The Bel Air profile is a flat, smooth tile that offers clean lines and versatility to use on a variety of different architectural styles. Plus, it allows you to go heavier on other exterior elements such as pavers, stonework and landscaping, all of which will dramatically complement your Bel Air concrete tile roof. The choices are endless!




287 Brown Gray Range - Range of Brown, Gray

T24 Ref.15 A.Ref.16 Emi.91 A.Emi.92 SRI13 A.SRI15 CRRC 0918-0028



297 Slate Range - Range of Charcoal

T24 Ref.15 A.Ref.17 Emi.94 A.Emi.92 SRI15 A.SRI16 CRRC 0918-0046




202 BL Concord Blend - Blend of Charcoal, Tan

T24 Ref.15 A.Ref.16 Emi.92 A.Emi.93 SRI14 A.SRI15 CRRC 0918-0107



206 BL Vallejo Range - Dark Purple Range

T24 Ref.15 A.Ref.18 Emi.92 A.Emi.91 SRI14 A.SRI17 CRRC 0918-0048



241 GR Classic Sage Range - Green Range

T24 Ref.13 A.Ref.15 Emi.89 A.Emi.92 SRI10 A.SRI14 CRRC 0918-0086





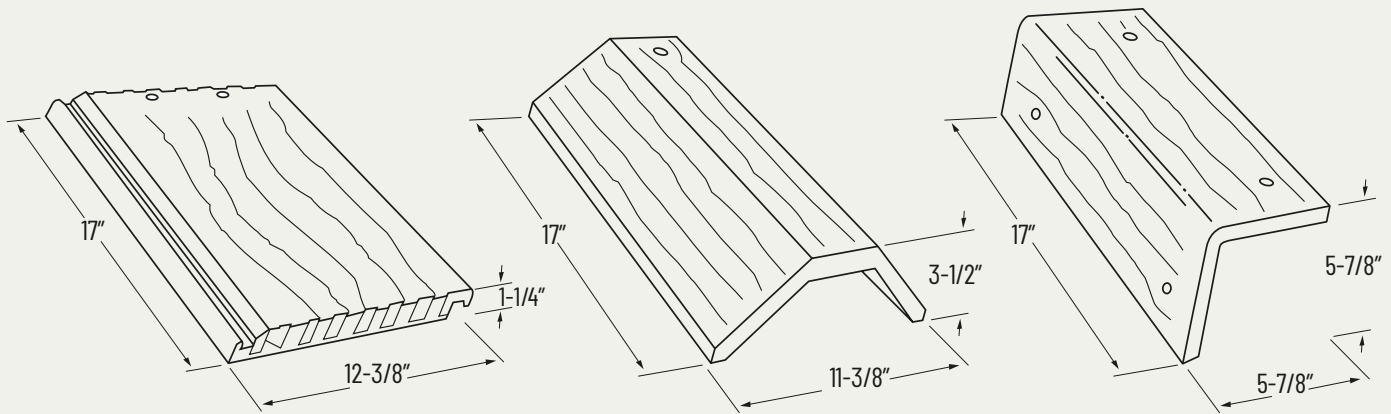
Estate, Staggered
LHE 8704 Lehigh Blend

Estate

PER 100
SQ FT

88.5 Tiles (3" headlap)
720 Pounds (approx.)

If you like the simplicity of the Bel Air profile but are looking to add a little more dimension to your roof, then the Estate profile is the ideal choice. Fine coarse lines and a more defined edge provides texture and nuanced beauty to your outdoor space, perfectly complementing any architectural style – both residential and commercial.



LHE 8704 Lehigh Blend - Blend of Natural Gray, Light Gray, Charcoal
T24 Ref.15 A.Ref.17 Emi.94 A.Emi.92 SRI 15 A.SRI 16 CRRC 0918-0046



LHE 8715 Roanoke Blend - Blend of Light Gray, Dark Gray, Gold, Taupe
T24 Ref.17 A.Ref.19 Emi.89 A.Emi.93 SRI 15 A.SRI 19 CRRC 0918-0081



LHE 8773 Walnut Creek Blend - Blend of Tan, Orange, Dark Brown
T24 Ref.20 A.Ref.23 Emi.94 A.Emi.91 SRI 21 A.SRI 23 CRRC 0918-0037



LHE 9700 Bennington Blend - Green, Gray, Light Green, Charcoal Blend
T24 Ref.15 A.Ref.19 Emi.92 A.Emi.92 SRI 14 A.SRI 18 CRRC 0918-0032





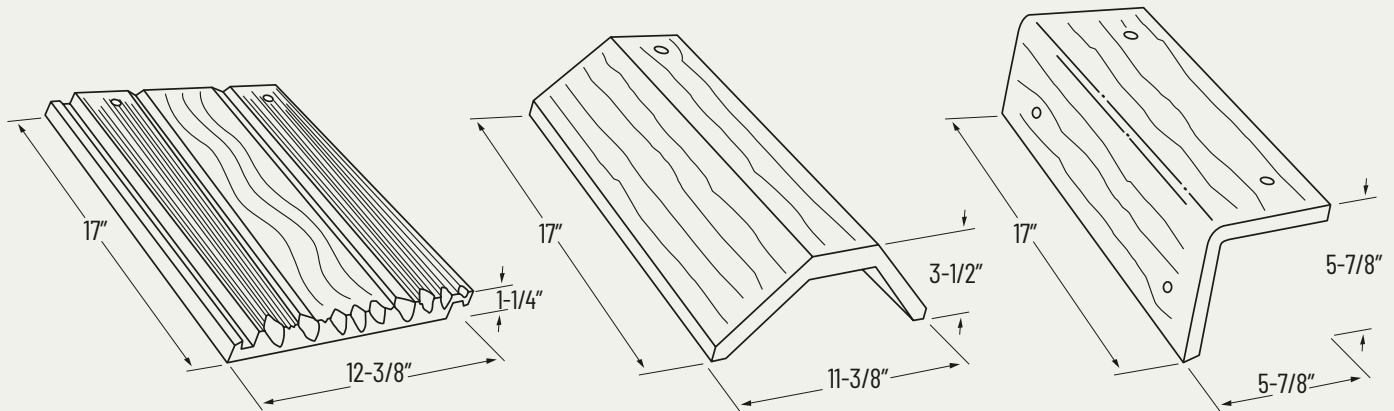
Golden Eagle
134 Kings Canyon Blend

Golden Eagle


PER 100
SQ FT

88.5 Tiles (3" headlap)
720 Pounds (approx.)

Emulating an upgraded wood shake look, the Golden Eagle profile combines a smooth, flat surface with a partial broom swept texture that immediately grabs your attention. This type of texture allows you to create an intriguing design that welcomes many different styles from French Provincial to Cozy Cottage and even a Coastal home. This profile is available in rich, neutral shades which will definitely make a home more inviting!




134 Kings Canyon Blend - Blend of Dark Green, Tan, Red and Black Streaks
T24 Ref.13 A.Ref.17 Emi.94 A.Emi.92 SRI 12 A.SRI 16 CRRC 0918-0044



145 Sunrise Blend - Terracotta, Brown Blend
T24 Ref.18 A.Ref.21 Emi.93 A.Emi.93 SRI 18 A.SRI 22 CRRC 0918-0030



187 Brown Gray Range - Range of Brown, Gray
T24 Ref.15 A.Ref.16 Emi.91 A.Emi.92 SRI 13 A.SRI 15 CRRC 0918-0028



199 Charcoal Range - Range of Gray
T24 Ref.15 A.Ref.17 Emi.94 A.Emi.92 SRI 15 A.SRI 16 CRRC 0918-0046



Ponderosa, Staggered
302 Arcadia Canyon Brown

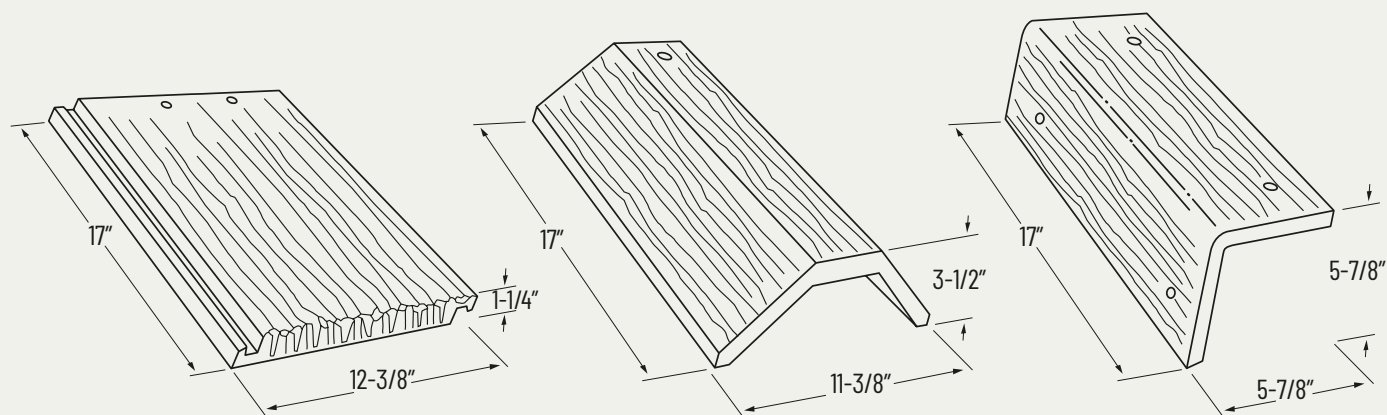


Ponderosa

PER 100
SQ FT


88.5 Tiles (3" headlap)
720 Pounds (approx.)

A more durable and affordable alternative to natural wood shake, our Ponderosa tile has beautifully textured shadow lines that graze its surface to deliver a truly rustic wood appearance. If you are seeking remarkable curb appeal, a Ponderosa roof will complement many architectural styles including Prairie, Craftsman and Bungalow, to name a few.




302 Arcadia Canyon Brown - Hues of Dark Brown, Black Streaks

T24 Ref.13 A.Ref.17 Emi.94 A.Emi.92 SRI 12 A.SRI 16 CRRC 0918-0043




303 Sierra Madre - Hues of Charcoal, Black Streaks

T24 Ref.11 A.Ref.12 Emi.92 A.Emi.92 SRI 9 A.SRI 10 CRRC 0918-0111



330 Weathered Adobe - Hues of Tan, Rust Streaks

T24 Ref.23 A.Ref.26 Emi.92 A.Emi.90 SRI 24 A.SRI 27 CRRC 0918-0017



357 Live Oak - Hues of Rosy Brown, Dark Brown Streaks

T24 Ref.18 A.Ref.18 Emi.90 A.Emi.92 SRI 16 A.SRI 17 CRRC 0918-0061



Ponderosa



387 Brown Gray Range - *Range of Brown, Gray*
T24 Ref.15 A.Ref.16 Emi.91 A.Emi.92 SRI13 A.SRI15 CRRC 0918-0028



390 Pewter Bronze Blend - *Blend of Pewter Gray, Gold*
T24 Ref.17 A.Ref.17 Emi.90 A.Emi.92 SRI15 A.SRI16 CRRC 0918-0060



399 Charcoal Range - *Range of Gray*
T24 Ref.15 A.Ref.17 Emi.94 A.Emi.92 SRI15 A.SRI16 CRRC 0918-0046



LHP 8706 Cascade Blend - *Blend of Tan, Dark Brown*
T24 Ref.14 A.Ref.16 Emi.90 A.Emi.92 SRI11 A.SRI15 CRRC 0918-0064





LHP 8707 Sierra Blend - *Blend of Tan, Dark Brown, Reddish Brown*
T24 Ref.14 A.Ref.16 Emi.90 A.Emi.92 SRI11 A.SRI15 CRRC 0918-0070



Staggered Installation

Installing flat tile with a staggered exposure is an easy way to give a home an “Old World” look. While staggered exposure tiles are a natural fit for architectural styles like English Cottage and French Country, this unique look can breathe new life into homes of many varied styles.



It is vitally important that the professional roofing contractor plans the entire roof layout prior to installing tiles, taking into consideration the weight and waste. Approximately half of the tiles on a staggered roof will have a shorter exposure than the other half. It will be essential to calculate the additional tiles required to create a unique staggered exposure roof prior to ordering product. Whether installing a staggered exposure tile roof with battens or without, it is imperative to make proper measurements when preparing the roof for installation. The first course at the eave will be installed normally with a standard exposure. The staggered exposure begins at the second course.

If battens are utilized, the staggered exposure is achieved by installing partial battens (no greater than 12" in length) immediately above the primary course battens beginning on the second course (as seen in upper inset illustration). The tiles with the shorter exposure will hang on the higher partial batten (see image). If a direct-to-deck application is utilized (no battens), a second set of chalk lines will be marked at each course, one line for the normal exposure and one for the staggered exposure tiles. This is based on a 1" stagger.

One more consideration is the water channel at the left side of the tile. The bottom of the water channel will be visible. Leaving this portion of the water channel exposed can detract from the desired look of the staggered roof, especially on steeper roof pitches where a majority of the face of each tile will be visible. If desired, exposed channel can be removed using a saw and/or tile nippers (as seen in lower inset illustration).

In the end, you can rest assured that flat tile with a staggered exposure will create an overall beautiful, unique look to your project.

Please note that although aesthetically stunning, staggered installations are extremely complicated and may cause layout and waterproofing complications. Your Roofing Contractor is ultimately responsible for the planning and proper installation of the tile.




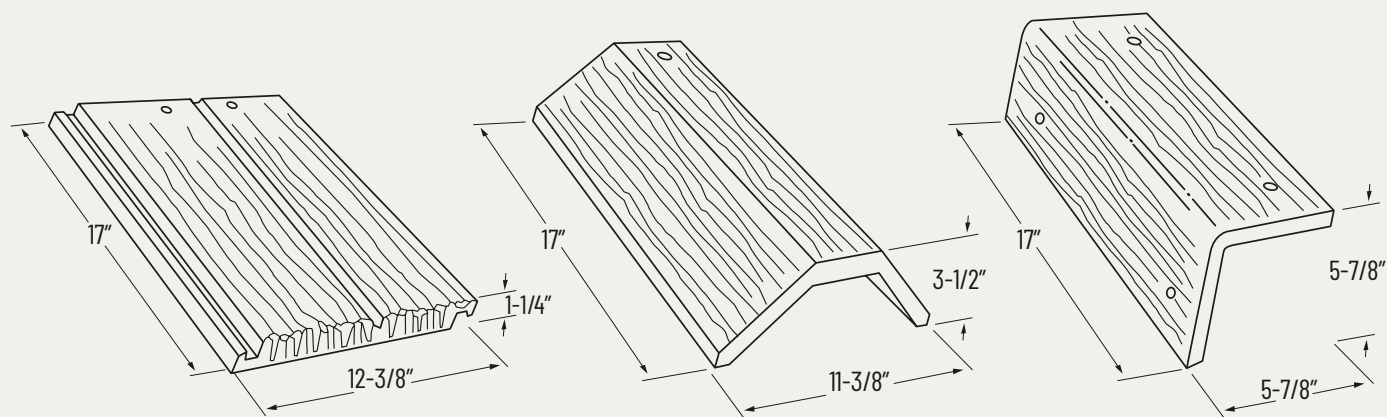
Double Eagle Ponderosa
987 Brown Gray Range

Double Eagle Ponderosa

PER 100
SQ FT


88.5 Tiles (3" headlap)
720 Pounds (approx.)

If you are seeking the aesthetics of hand split cedar shake, then Double Eagle Ponderosa is for you! This tile will create a dramatic, classic look that will enhance the appearance of any residential or commercial property while providing you with the durability, sustainability and beauty you desire.



901 Oakwood - Brown, Brown Streaks

T24 Ref.11 A.Ref.13 Emi.92 A.Emi.92 SRI 9 A.SRI 11 CRRC 0918-0087



987 Brown Gray Range - Range of Brown, Gray

T24 Ref.15 A.Ref.16 Emi.91 A.Emi.92 SRI 13 A.SRI 15 CRRC 0918-0028



999 Charcoal Range - Range of Gray

T24 Ref.15 A.Ref.17 Emi.94 A.Emi.92 SRI 15 A.SRI 16 CRRC 0918-0046







Barrel Profiles

*Inspiration that will move you... Eagle's high and medium barrel shaped profiles exude rich colors, unmatched aesthetics and timeless elegance. Whether you are looking to emulate the authentic look of Spanish tile in the Old World or wish for a more contemporary style while mirroring the Mediterranean appearance found in the roofscapes of Italy, France and Greece; **you can rest assured that your curb appeal will be the envy of everyone in your neighborhood.***




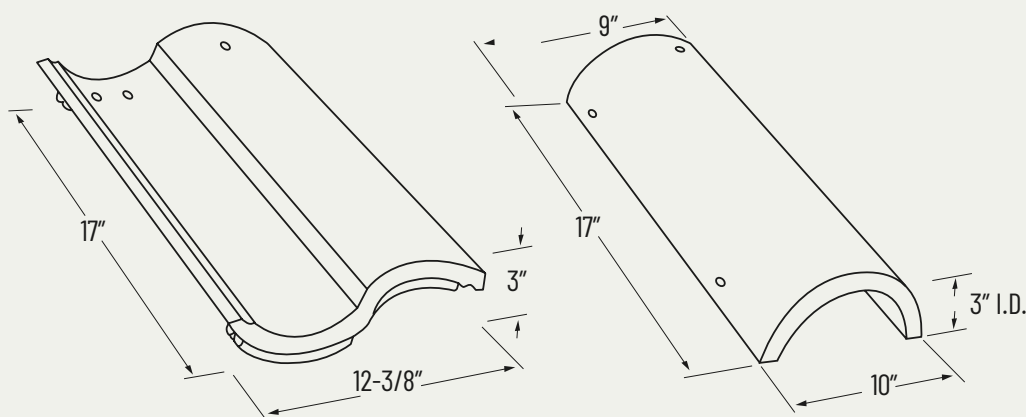
Capistrano
514 Arcadia Canyon Brown

Capistrano

PER 100
SQ FT

88.5 Tiles (3" headlap)
570 Pounds (approx.)

A high S-profile tile, our Capistrano is semi-cylindrical and is the most traditionally recognized of all tile profiles. While you may think a Capistrano tile roof is suitable for only Spanish or Italian architecture, it actually offers stunning good looks that work well with any style, as it pairs nicely with stucco, stone or brick siding. It is used widely on residential, commercial, military and institutional buildings throughout the United States.



502 Calabar Blend - Medium Brown, Rust Blend, Yellow Streaks

T24 Ref.18 A.Ref.20 Emi.88 A.Emi.92 SRI 15 A.SRI 20 CRRC 0918-0063



514 Arcadia Canyon Brown - Hues of Dark Brown, Black Streaks

T24 Ref.13 A.Ref.17 Emi.94 A.Emi.92 SRI 12 A.SRI 16 CRRC 0918-0043



526 Valencia - Hues of Red Orange, Brown Streaks

T24 Ref.19 A.Ref.20 Emi.89 A.Emi.92 SRI 17 A.SRI 20 CRRC 0918-0053



545 Sunrise Blend - Blend of Terracotta, Brown

T24 Ref.18 A.Ref.21 Emi.93 A.Emi.93 SRI 18 A.SRI 22 CRRC 0918-0030



Capistrano



597 Slate Range - Range of Charcoal
T24 Ref.15 A.Ref.17 Emi.94 A.Emi.92 SRI15 A.SRI16 CRRC 0918-0046



598 Kona Red Range - Range of Red
T24 Ref.25 A.Ref.27 Emi.83 A.Emi.90 SRI22 A.SRI28 CRRC 0918-0018



LCC 8806 Tucson Blend - Blend of Tan, Terracotta, Mauve
T24 Ref.20 A.Ref.19 Emi.88 A.Emi.92 SRI18 A.SRI19 CRRC 0918-0085



LMC 8402 Santa Cruz Blend - Blend of Tan, Reddish Brown, Brown
T24 Ref.14 A.Ref.17 Emi.89 A.Emi.92 SRI11 A.SRI16 CRRC 0918-0058



Capistrano
LMC 8402 Santa Cruz Blend



LHC 8709 El Morado Blend - Blend of Terracotta, Burgundy

T24 Ref.17 A.Ref.18 Emi.88 A.Emi.91 SRI 14 A.SRI 17 CRRC 0918-0076



LHC 8710 Ladera Blend - Tan, Gray, Orange, Dark Brown Blend

T24 Ref.18 A.Ref.19 Emi.89 A.Emi.92 SRI 16 A.SRI 19 CRRC 0918-0052



LMC 8404 San Juan Blend - Blend of Peach, Tan, Terracotta

T24 Ref.30 A.Ref.33 Emi.85 A.Emi.90 SRI 30 A.SRI 36 CRRC 0918-0012 LEED+



Capistrano
LHC 8710 Ladera Blend

Malibu
426 Valencia

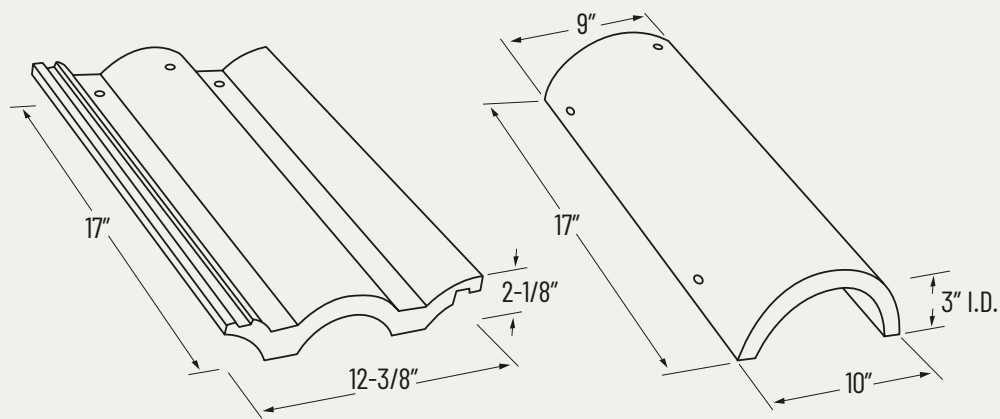


Malibu

PER 100
SQ FT

88 Tiles (3" headlap)
550 Pounds (approx.)

Malibu tile has gentle curves, which adds visual interest and striking effects, easily complementing modern architectural designs and large buildings. It's particularly effective on distinctive homes, apartments, hotels, places of worship and commercial structures. It's the best of both worlds, where Mediterranean meets Contemporary.



402 Calabar Blend - Hues of Medium Brown, Rust Blend, Yellow Streaks
T24 Ref.18 A.Ref.20 Emi.88 A.Emi.92 SRI 15 A.SRI 20 CRRC 0918-0063



414 Arcadia Canyon Brown - Hues of Dark Brown, Black Streaks
T24 Ref.13 A.Ref.17 Emi.94 A.Emi.92 SRI 12 A.SRI 16 CRRC 0918-0043



426 Valencia - Hues of Red Orange, Brown Streaks
T24 Ref.19 A.Ref.20 Emi.89 A.Emi.92 SRI 17 A.SRI 20 CRRC 0918-0053



445 Sunrise Blend - Blend of Terracotta, Brown
T24 Ref.18 A.Ref.21 Emi.93 A.Emi.93 SRI 18 A.SRI 22 CRRC 0918-0030





455 Alhambra - *Hues of Terracotta, Yellow Streaks*
T24 Ref.22 A.Ref.22 Emi.89 A.Emi.92 SRI 21 A.SRI 22 CRRC 0918-0054 



497 Slate Range - *Range of Charcoal*
T24 Ref.15 A.Ref.17 Emi.94 A.Emi.92 SRI 15 A.SRI 16 CRRC 0918-0046 



498 Kona Red Range - *Range of Red*
T24 Ref.25 A.Ref.27 Emi.83 A.Emi.90 SRI 22 A.SRI 28 CRRC 0918-0018 



LCM 8806 Tucson Blend - *Blend of Tan, Terracotta, Mauve*
T24 Ref.20 A.Ref.19 Emi.88 A.Emi.92 SRI 18 A.SRI 19 CRRC 0918-0085 



LHM 8709 El Morado Blend - *Blend of Terracotta, Burgundy*
T24 Ref.17 A.Ref.18 Emi.88 A.Emi.91 SRI 14 A.SRI 17 CRRC 0918-0076 



Malibu
497 Slate Range



Capistrano—Boosted
545 Sunrise Blend



Boosted Capistrano Accessories

Seeking the genuine look of old Spanish tile without the premium cost of a clay roof? Realize your vision with Eagle's Boosted Capistrano. Your home will dazzle with rustic touches of Old World charm that bring the genuine look of natural clay to life. All this with the peace of mind that your concrete tile roof is designed to last the life of your structure, while adding undeniable character to your exterior space.

Boosted Capistrano Accessories

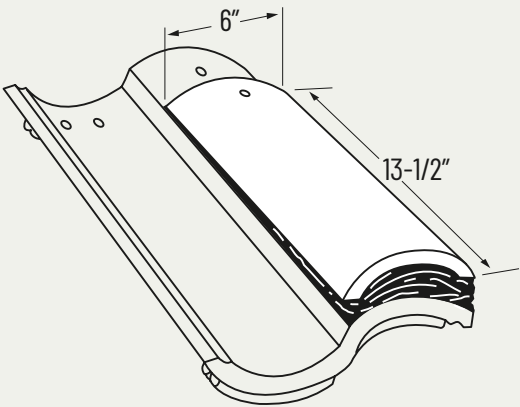
It's easy to create the beauty of an authentic mortar-boosted clay roof with our Boosted Capistrano accessory pieces. Available in a wide range of colors, these pieces were designed to complement your Capistrano tile. For best results, mix your Boosted color and base color as this will add to the authenticity of your roof.

Considerations:

- Choose a Boosted accessory piece to go with your base tile. For color options, please contact an Eagle Account Representative.
- Decide on the look that you want. Prefer a neater treatment? Want a more authentic look?
- Decide how much boost you would like.

No matter what type of Boosted application you choose, your new Eagle Boosted Capistrano roof will be sure to impress.

% USED ON ROOF	APPROX. INSTALLED WEIGHT FIELD TILE PER 100 SQ FT	
10% Application	630	Each Boosted piece weighs approximately 4.8 lbs.
20% Application	685	
30% Application	710	



Close-Up of Boosted Eave



approx. 10% Overall Boost | approx. 990 lbs per square



approx. 20% Overall Boost | approx. 1080 lbs per square



approx. 30% Overall Boost | approx. 1170 lbs per square

Capistrano
414 Arcadia Canyon Brown





Why Eagle Roofing Products and Concrete Roof Tile

Eagle Roofing Products is the largest, USA owned concrete roof tile manufacturer in the United States. For over 25 years, we have excelled in providing our customers with durable, energy efficient and environmentally friendly concrete roof tiles that are beautiful and timeless.

Eagle Roofing Products

Whether you are building a new home or re-roofing your existing one, your home deserves the best roof possible. When you choose Eagle concrete tile, you'll get a roof that is aesthetically stunning, durable and sustainable.



Founded over 25 years ago by Robert Burlingame, Eagle began operations in the fall of 1989 with one high-pressure concrete tile extrusion machine. Today, Eagle's Rialto, California facility is the largest in North America. In addition to Rialto, we operate facilities in Phoenix, Arizona as well as Stockton, California and Sumterville, Florida meeting the demand for concrete roof tile across the United States and Canada.



Our expertise, coupled with our extensive array of profiles and colors, enables us to provide our customers with high quality concrete roofing products that are beautiful, long-lasting and environmentally friendly.

Eagle's long experience in the roof tile industry and dedication to prompt personal response to its customers' needs have resulted in a well-deserved reputation for quality and service—a reputation that is unmatched.

Eagle is customer service.

Unsurpassed Beauty, Strength and Longevity

When you choose a concrete tile roof from Eagle Roofing Products, you are choosing years of protection and peace of mind. Our tile is tested to the highest standards of the industry. A properly installed Eagle Tile Roof will withstand the elements through rain, snow, high wind and scorching heat – outperforming all other roofing products, while remaining aesthetically stunning.



Fire Tested – Eagle Roof Tile is a Class A roof covering that will protect your home and personal property.

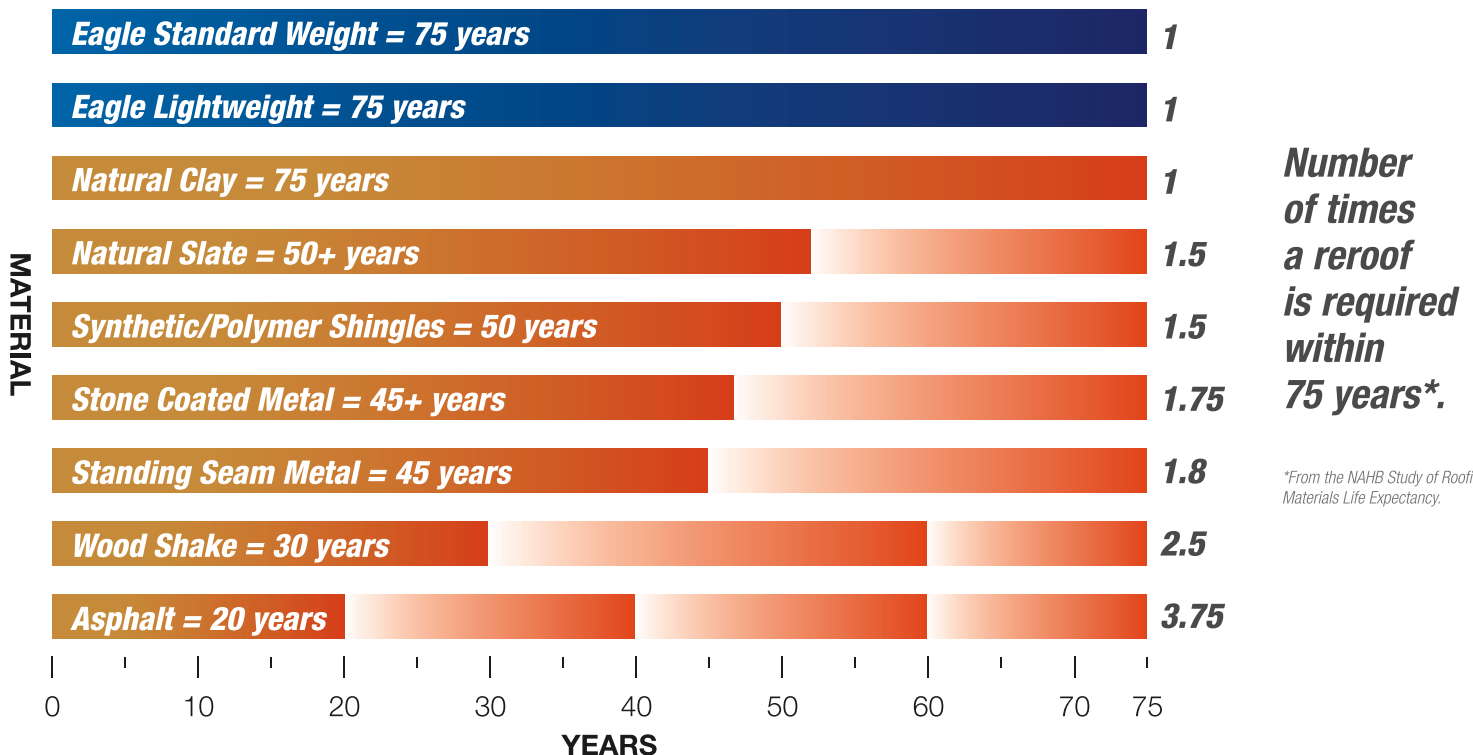


High Wind Tested – Installed correctly, Eagle Roof Tile can survive the strongest storms and harshest weather. Eagle tile is tested and approved for use in the Miami Dade high velocity hurricane zone, withstanding sustained winds of up to 180mph.



***Freeze Thaw Protection** – Eagle Roof Tile passes Freeze-Thaw requirements. **Excludes color bonded/slurry tiles.*

Roofing material lifespan over 75 years.*



Tile Roofing Is Simply The Superior Choice

New Construction • Reroof • Residential • Commercial



Tile. Sustainable, aesthetically superior protection.



Asphalt Shingle. Temporary, basic roof covering.

HOW DOES TILE COMPARE TO ASPHALT SHINGLES?

- Real tile roofs are no longer only “round and red”. Tile roofs are available in a variety of profiles and colors.
- Tile roofs are produced from ALL natural products - concrete or clay.
 - Tile roofs are not plastic, resin, rubber or metal.
 - Tile roofs do not warp, rust or bend.
- Tile roofs are heavier than asphalt shingles. Weight equates to longevity, thermal superiority, weather, impact resistance and much more.
- Tile roofs invite extreme weather conditions, while asphalt shingle manufacturers base their sales projections on how many of their roofs will need replacing every year.
 - Tile can withstand sustained winds of up to 180mph*
 - Class A Roof Covering
 - Freeze-Thaw (Excludes color bonded/slurry tiles)
- Asphalt shingles are not distinctive.
- Asphalt shingles are not environmentally friendly, as they are a petroleum based product and fill landfills.
- Asphalt shingles do not perform well in hail storms. Roofers swarm neighborhoods subjected to the slightest hail storm.
- Synthetics and plastic products lack a proven track record as a long-lasting and durable roofing product.
- Asphalt shingles are easily damaged by high winds, especially after they age, dry out, lose granules and crack.
- Shingles are not resistant to extreme temperature variations, lending to cracking and loss of color, as they are dependent on granules that are temporarily adhered to the shingle.



About Title 24

California's Title 24 energy standards address the energy efficiency of new construction of, and additions and alterations to, homes and commercial buildings. Since buildings are one of the major contributors to electricity demand, the goal of Title 24 is to reduce energy consumption in California for its energy future.

California Title 24, Understanding How It Affects You

The Title 24 Roofing Code establishes new requirements to promote the installation of Cool Roofs in Steep Slope Construction. Cool Roofs are roofs designed to reflect more sunlight and absorb less heat than a standard roof, and need to meet or exceed the .20 requirement for Aged REF. Thus, significantly reducing energy costs and urban heat islands.

Eagle Roofing Products is committed to adhering to the California Energy Commission's energy standards by providing our Customers with Cool Roof concrete tile solutions that not only meet the new requirements, but deliver the beauty, durability and value that you've come to expect.

How does Title 24 Impact You?

- Builders: All new permits and buildings must comply
- Architects: Must plan for the new energy efficiency requirements
- Roofers: Can differentiate by knowing the new code

Cool Roof Criteria

California is divided into 16 climate zones. Buildings located in Climate Zones 10 -15 need to meet, at a minimum, the following requirement as outlined by the California Energy Commission (CEC).

- Aged Solar Reflectance Index of .20 or a minimum SRI, A.SRI of .16

Requirements vary by zone, depending on the building and the climate method. To see which climate zone your project is in and the requirements associated with your building structure, visit the CEC's website.

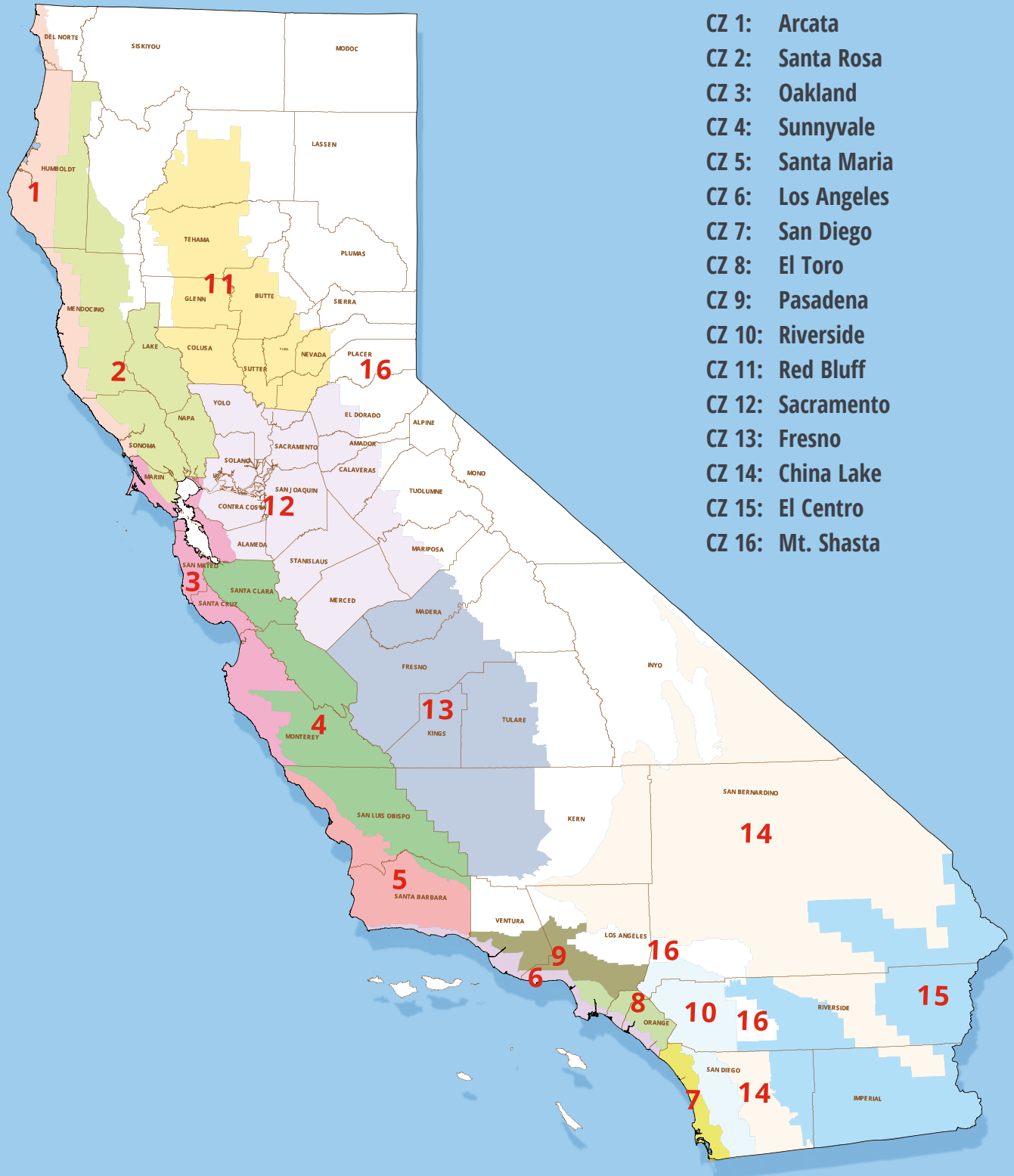
Re-Roof and Alterations

In Climate Zones 10-15, when 50% or more of the roof is being replaced, the Prescriptive Method must be used to meet cool roof requirements, except when:

- Home addition has less than 300 square feet of roofing
- Roof of attic spaces has a radiant barrier according to 150.1©2
- There is a greater than R-20 insulation above the roof deck
- Existing ducts in the attic are insulated and sealed according to 150.1©9
- There is no duct work in the attic space
- High profile tile is used (rise to width ratio of 1:5 when installed)
- Elevated battens are used to increase air space
- Building has at least a R-38 roof/ceiling insulation
-

Requirements vary by zone, depending on the building and the climate method. [See map on opposite page]
To see which climate zone your project is in and the requirements associated with your building structure, visit the CEC's website: energy.ca.gov/maps/renewable/building_climate_zones.html

Look for our **T24** indicator on the product pages to see which ones qualify for Title 24.



Manufacturing Facilities Servicing

Every customer is different. Every project is different. We understand.

Whether you are an Architect, Builder, Designer, Distributor, Roofer or Homeowner, with four manufacturing plants servicing the United States and Canada, our customers can rest assured that we have the right products to meet their needs. Quality products and customer relationships are the core of our business. That's what inspires us to be your company of choice. That's what makes us different.



the United States and Canada





The color represented in this inspirational photo may not be available in your area. Similar palettes, available in your region, may be suggested as an alternative by your local Eagle Account Representative.



Committed to your Trust and Satisfaction

Approvals

IAPMO ER #1900

Specifying Eagle

Every effort has been made to provide you with the tools you need to specify Eagle on your next residential or commercial project. You can find these tools on our website at eagleroofing.com under the main tab Resources – Design Professionals.

Installation

Eagle recommends that you find a licensed and insured Roofer for all of your roofing needs. Detailed installation recommendations can be found in the *Concrete and Clay Roof Tile Installation Manual (July 2015)* published by the Tile Roofing Institute & Western States Roofing Contractor Association. For further information, please visit: tileroofing.org

Blended Tile

Blended tile provides added value and beauty to any architectural structure. However, it requires careful placement by your Roofing Contractor, who is responsible for ensuring that the placement of the tile is completed in an aesthetically pleasing manner. Eagle Roofing Products recommends that you discuss this design effect with your Roofer, prior to installation, to ensure that no hot spots (patches of color that undo the blended effect) are created.

Warranty

As the largest USA Owned, USA Made concrete roof tile manufacturer, Eagle Roofing Products proudly stands behind its products with a Lifetime Transferable Limited Product Warranty. We recommend that all customers read our warranty for details and conditions, which can be found at eagleroofing.com.

Disclaimer

Eagle Roofing Products concrete roof tile is made from natural materials and color variations are to be expected. Every effort has been made to ensure the colors in this brochure are as close to the actual roof tile; however, photographic and printing techniques can alter the printed colors shown, varying it from actual tile colors. In addition, colors are subject to change, as slight variations in color or flashing may occur during manufacturing. To ensure your satisfaction with the tile you chose from this brochure, we strongly recommend that you obtain a free tile sample from your Roofing Contractor, an Eagle Design Center or an Eagle Account Representative before placing your order.

Visit an Eagle Design Center

A beautiful roof is one of the most important architectural elements of a home or building. So why not visit an Eagle Design Center, where you can see our huge selection of colors, textures, styles and products? Whether you need tile samples, design consultation, technical specifications, installation guides or more, our knowledgeable professionals are here to support you every step of the way.



Call Today to Schedule Your Free Consultation!

California Design Centers

Southern California

Irvine

17875 Sky Park Circle, Suite F
Irvine, CA 92614
Phone: 949-553-8333

Rialto

2352 N. Locust Avenue, Gate 2
Rialto, CA 92377
Phone: 800-400-3245

Northern California

Granite Bay

7095 Douglas Blvd., Ste. K
Granite Bay, CA 95746
Phone: 916-789-4555



Corporate Offices

3546 N. Riverside Ave.
Rialto, CA 92377
Phone: 909-822-6000

www.eagleroofing.com

Eagle is proud to be affiliated with these organizations:



Connect with us!

