

Concrete Roof Tile
The Southwest Collection



SIMPLE. *elegant*. SOLUTIONS.
from a company you can trust

a roof can represent up to

40%

of a home's curb appeal!

Eagle Concrete Roof Tiles Gorgeous Curb Appeal. Infinite Choices.



- Choose from an extensive collection of profiles and textures.
- Vast color offering in attractive ranges and multi-color blends.
- Flat tiles offer allure and charm to Colonial, Contemporary, Craftsman, French Provincial, Modern, Ranch and Tudor designs.
- High profile Barrel tiles are beautiful and timeless, ideal for Spanish and Mediterranean architecture, as well as large commercial structures.
- Medium profile tiles are very adaptable and complement both Modern and Traditional designs, in addition to commercial buildings.
- Concrete roof tile is the ideal alternative to slate, wood, stone coated metal, and asphalt roofing materials.
- Tile roofs enhance curb appeal and increases the value of homes and businesses over time.

Eagle is Peace of Mind

- Founded in 1989, we are USA Owned. USA Made.  using globally sourced materials.
- Transferable Limited Lifetime Product and Limited 10 Year Replacement Cost Warranty.
- Our products are affordable, sustainable and **energy responsible**.
- Our tiles are tested to the highest standards* for fire, high-wind, hail and freeze-thaw protection.
- With proper maintenance and high-quality roof components, an Eagle concrete tile roof can last the life of the building it is on.
- Our customer service, sales and technical teams are here for you before, during and after the sale.

*For more information, visit our website at eagleroofting.com/why-tile







2024
color of the year

Bridgeport Blend Copper



Inspired by Nature's Beauty.

A sophisticated fusion of grays, taupe, brown and black with rust streaks, Bridgeport Blend Copper is a gorgeous representation of nature's beauty. Radiating warmth and modern elegance, this earthy neutral with its gentle hints of copper toned hues is timeless and highly versatile, complementing a variety of contemporary to traditional architectural styles while playing nicely with exterior stone, wood, and metal features.

A true showstopper, embrace the possibilities!

**Available in our flat,
smooth profile: Bel Air**

Bridgeport Blend Copper is:

- deeply rooted in nature, evoking feelings of comfort, tranquility, and positive energy.
- an all-season blend that pairs beautifully with soothing, uplifting blues, buttery neutrals, transitional greens, and spirited citrus hues that will dominate 2024 and beyond.
- impressive and distinctive with its orange luster streaks; ideal for a stunning, custom exterior.

Learn more about our Color of the Year by visiting
eagleroofting.com/2024-color-of-the-year







Flat Profiles

Limitless options without compromise, Eagle's Flat Tile profiles offer graceful beauty, rugged strength and enhanced curb appeal. Available in a vast array of colors from warm earth-inspired tones and cool grays to refreshing natural hues ranging from green to eggplant—its versatile appearance complements both traditional and modern architecture. Depending on the look you are after, our Flat Tiles can emulate the texture and style of natural materials such as wood shake, clay and slate – and are a more affordable alternative.

See for yourself. Concrete roof tile never looked so good.





Ponderosa
5502 Arcadia Canyon Brown



Bel Air

Sometimes, the beauty is in the simplicity of the design. As our most popular profile, Bel Air is a flat, smooth tile with tailored lines and a square butt that offers a sleek, elegant finish. Gorgeous on its own or paired with other finishes, Bel Air’s versatility allows you to dramatically enhance your curb appeal by mixing materials and going heavier on other exterior elements such as pavers, stonework and landscaping. The choices are endless!

Featured Product

4634 Kings Canyon Blend

Blend of Dark Green, Tan, Red and Black Streaks

True to its California National Park namesake, Kings Canyon Blend highlights the hues found in its Giant Sequoia and Redwood forests, lush grass, and earth laden meadows. It also encompasses the majestic gray and black streaked granite faces and peaks of the Sierra Nevada Mountains.

Kings Canyon Blend’s complex forested hues harmonize nicely with natural woodwork or siding, grey-taupe stone or red brick, and subtle shades of olive and brown exterior paints.

T24  CRR#: 0918-044

REF .13 EMI .94 SRI 12 A.REF .17 A.EMI 92 A.SRI 16





4634 Kings Canyon Blend, Staggered

Bel Air



4502 Arcadia Canyon Brown - Range of Dark Brown, Black Streaks
CRRC 0918-0043 Ref.13 Emi.94 Sri 12 A.Ref.17 A.Emi.92 A.Sri 16



4503 Sierra Madre - Range of Charcoal, Black Streaks
CRRC 0918-0111 Ref.11 Emi.92 Sri 9 A.Ref.12 A.Emi.92 A.Sri 10



4511 Flintridge Gray - Hues of Natural Gray, Black Streaks



4520 Weathered Terracotta Flashed - Range of Light Terracotta, Black, Red Streaks
CRRC 0918-0038 Ref.19 Emi.93 Sri 19 A.Ref.20 A.Emi.92 A.Sri 20




4602 Concord Blend


4595 Dark Charcoal



4530 Weathered Adobe - Hues of Tan, Rust Streaks
CRRC 0918-0017 Ref. .23 Emi. .92 Sri 24 A.Ref. .26 A.Emi. .90 A.Sri 27



4549 Santa Paula - Hues of Tan, Cream, Brown Streaks



4595 Dark Charcoal - Hues of Dark Charcoal, Black Streaks
CRRC 0918-0116 Ref. .08 Emi. .92 Sri 5 A.Ref. .12 A.Emi. .92 A.Sri 10



4602 Concord Blend - Blend of Charcoal, Tan
CRRC 0918-0107 Ref. .15 Emi. .92 Sri 14 A.Ref. .16 A.Emi. .93 A.Sri 15

Bel Air



4634 Kings Canyon Blend - Blend of Dark Green, Tan, Red and Black Streaks
CRRC 0918-0044 Ref .13 Emi .94 Sri 12 A.Ref.17 A.Emi.92 A.Sri 16



4646 Sunset Blend - Blend of Medium Terracotta, Brown
CRRC 0918-0042 Ref .16 Emi .94 Sri 15 A.Ref.18 A.Emi.91 A.Sri 17



4669 Grays Peak Range - Range of Light Gray, Warm Grays, Dark Gray
CRRC 0918-0128 Ref .19 Emi .94 Sri 20 A.Ref.19 A.Emi.94 A.Sri 20



4687 Brown Gray Range - Range of Brown, Gray
CRRC 0918-0028 Ref .15 Emi .91 Sri 13 A.Ref.16 A.Emi.92 A.Sri 15



4689 Brown Range - Range of Brown
CRRC 0918-0026 Ref .15 Emi .92 Sri 14 A.Ref.17 A.Emi.93 A.Sri 17



4697 Slate Range - Range of Charcoal
CRRC 0918-0046 Ref .15 Emi .94 Sri 15 A.Ref.17 A.Emi.92 A.Sri 16



4713 Tiburon Blend - Blend of Tan, Brown, Dark Green
CRRC 0918-0121 Ref .17 Emi .93 Sri 17 A.Ref.18 A.Emi.93 A.Sri 18



4743 Cocoa Range - Range of Dark Brown
CRRC 0918-0106 Ref .12 Emi .91 Sri 9 A.Ref.14 A.Emi.93 A.Sri 13



4810 Avondale Blend - Range of Brown, Gray, Natural Gray W/Streaks
CRRC 0918-0094 Ref.13 Emi.95 Sri 13 A.Ref.15 A.Emi.94 A.Sri 15



4883 Hillsborough Blend - Blend of Brown, Natural Gray, Light Brown, W/Streaks
CRRC 0918-0098 Ref.17 Emi.94 Sri 17 A.Ref.19 A.Emi.94 A.Sri 19



SCB 8823 Pebble Beach Blend - Blend of Pewter Gray, Gold, Rosy Brown
CRRC 0918-0120 Ref.19 Emi.92 Sri 19 A.Ref.19 A.Emi.92 A.Sri 19



4697 Slate Range



Bel Air Copper

Introducing our new Copper Series featured in our beautiful Bel Air profile. Inspired by the vintage look of semi-weathered slate, this collection of roof tiles mimic some of the old-world, aged roofscapes seen throughout Europe.

Our Bel Air Copper comes in a splendid selection of earthy colors with distinctive but subtle, rust-colored streaks, to give it a splash of red-orange luster, without being overpowering. The clean defined lines and warm finish of this roof tile will add elegance, beauty, and a uniqueness to many different styles of residential, commercial, and historical properties.



SRB 4666 Grass Valley Range Copper - Range of Dark Greens, Rust Streaks
CRRC 0918-0124 Ref .15 Emi .94 Sri 15 A.Ref .17 A.Emi .94 A.Sri 17



SRB 4669 Grays Peak Range Copper - Range of Light Gray, Warm Grays, Dark Gray, Rust Streaks
CRRC 0918-0122 Ref .15 Emi .93 Sri 14 A.Ref .17 A.Emi .93 A.Sri 17



SRB 8828 Bridgeport Blend Copper - Blend of Grays, Taupe, Brown, Black, Rust Streaks
CRRC 0918-0119 Ref .14 Emi .92 Sri 12 A.Ref .16 A.Emi .92 A.Sri 14







Ponderosa

A more durable and affordable alternative to wood shake, our Ponderosa concrete roof tile has beautifully textured shadow lines that graze its surface to deliver a truly rustic and natural wood appearance. If you are seeking remarkable curb appeal, a Ponderosa tile roof will complement many architectural styles including Prairie, Craftsman and Bungalow, to name a few.

Featured Product

SHP 8707 Sierra Blend

Blend of Tan, Dark Brown, Reddish Brown



A gorgeous blend of Tan, Dark and Reddish browns, this muted color palette is designed to complement its surrounding terrain without being overstated. The earthy tones serve as an organic overlaying accent for architectural features. Let the natural environment be your inspiration by pairing it with rich clays, lush greens, or oaky browns. Or perhaps a buttery yellow or creamy white, which will instantly add contrast and freshness to your design.

Make your subtle, yet impeccable mark in your neighborhood with an Eagle concrete tile roof in Sierra Blend.



CRRC#: 0918-0070

REF .14 EMI .90 SRI 11 A.REF .16 A.EMI .92 A.SRI 15



5502 Arcadia Canyon Brown - Range of Dark Brown, Black Streaks
CRRC 0918-0043 Ref.13 EMI .94 Sri 12 A.Ref.17 A.Emi.92 A.Sri 16

5503 Sierra Madre - Range of Charcoal, Black Streaks
CRRC 0918-0111 Ref.11 EMI .92 Sri 9 A.Ref.12 A.Emi.92 A.Sri 10



Ponderosa



5511 Flintridge Gray - Hues of Natural Gray, Black Streaks



5549 Santa Paula - Hues of Tan, Cream, Brown Streaks



5602 Concord Blend - Blend of Charcoal, Tan
CRRC 0918-0107 Ref .15 Emi .92 Sri 14 A.Ref.16 A.Emi.93 A.Sri 15



5634 Kings Canyon Blend - Blend of Dark Green, Tan, Red and Black Streaks
CRRC 0918-0044 Ref .13 Emi .94 Sri 12 A.Ref.17 A.Emi.92 A.Sri 16




5511 Flintridge Gray



5687 Brown Gray Range - Range of Brown, Gray
 CRRC 0918-0028 Ref. **.15** Emi. **.91** Sri **13** A.Ref. **.16** A.Emi. **.92** A.Sri **15**



5689 Brown Range - Range of Brown
 CRRC 0918-0026 Ref. **.15** Emi. **.92** Sri **14** A.Ref. **.17** A.Emi. **.93** A.Sri **17**



5699 Charcoal Range - Range of Gray
 CRRC 0918-0046 Ref. **.15** Emi. **.94** Sri **15** A.Ref. **.17** A.Emi. **.92** A.Sri **16**




5808 Tombstone Blend - Blend of Pewter Gray, Bronze, Tan W/Streaks
 CRRC 0918-0097 Ref. **.17** Emi. **.95** Sri **17** A.Ref. **.19** A.Emi. **.94** A.Sri **20**



SCP 8801 New Orleans Blend - Blend of Green, Brown, Gray
 CRRC 0918-0125 Ref. **.13** Emi. **.94** Sri **12** A.Ref. **.15** A.Emi. **.94** A.Sri **15**



SHP 8707 Sierra Blend - Blend of Tan, Dark Brown, Reddish Brown
 CRRC 0918-0070 Ref. **.14** Emi. **.90** Sri **11** A.Ref. **.16** A.Emi. **.92** A.Sri **15**



SHP 9713 Tiburon Blend - Blend of Tan, Brown, Dark Green
 CRRC 0918-0121 Ref. **.17** Emi. **.93** Sri **17** A.Ref. **.18** A.Emi. **.93** A.Sri **18**



Tapered Slate

Our Tapered Slate concrete roof tile features a beautiful smooth texture, beveled sides and an aggressive chamfered edge treatment that highlights the inherent beauty of traditional slate. Colors range from a variety of timeless earth tones to mottled shades of purple and green, producing a brilliant roof that exudes curb appeal. This elegant and enduring roofing material will complement almost any type of residential architecture, as well as historic buildings, churches, universities, municipalities and more.

Featured Product

49595 Dark Charcoal

Hues of Dark Charcoal, Black Streaks

A sophisticated alternative to black, Dark Charcoal is a universal shade that fits modern styles as well as traditional and contemporary architecture. It is also a great foundational color that allows you to create endless exterior color palettes. Consider a cool scheme featuring blues and greens or integrate warmer hues like red. For a beautiful contrast, white provides a clean, crisp look.

Dark Charcoal in our Tapered Slate profile provides a classy and unique appearance that will beautifully transform your most important investment.



CRRC#: 0918-0116

REF .08 EMI .92 SRI 5 A.REF .12 A.EMI .92 A.SRI 10





49595 Dark Charcoal

Tapered Slate



NEW

49220 Amethyst Blend - Blends of Purple, Tan, Grays
 CRRC 0918-0123 Ref .13 Emi .94 Sri 12 A.Ref .16 A.Emi .94 A.Sri 15



NEW

49621 Tehachapi Blend - Blend of Tan, Orange, Dark Brown
 CRRC 0918-0052 Ref .18 Emi .89 Sri 16 A.Ref .19 A.Emi .92 A.Sri 19



49595 Dark Charcoal - Hues of Dark Charcoal, Black Streaks
 CRRC 0918-0116 Ref .08 Emi .92 Sri 5 A.Ref .12 A.Emi .92 A.Sri 10




49655 Mount Dora Blend - Blend of Gray, White, Black Streaks
 CRRC 0918-0109 Ref .17 Emi .93 Sri 16 A.Ref .19 A.Emi .94 A.Sri 20



NEW

49785 Clay Springs - Hues of Dark Brown, Golden Brown, Yellow Flashed
 CRRC 0918-0126 Ref .17 Emi .94 Sri 17 A.Ref .18 A.Emi .94 A.Sri 18



NEW

49801 New Orleans Blend - Blend of Green, Brown, Gray
 CRRC 0918-0125 Ref .13 Emi .94 Sri 12 A.Ref .15 A.Emi .94 A.Sri 15




49655 Mount Dora Blend




Tapered Slate Copper

Part of our new Copper Series, Tapered Slate Copper takes the appearance of European aged slate to the next level with its subtle, rust-colored streaks serving as an additional accent to the roof tile's overall innate beauty.

Offered in muted to vibrant multi-colored blends infused with copper-inspired tones, Textured Slate Copper is the epitome of understated glamour, exquisitely enhancing the architectural style of your home or high-value property.



49626R Rancho Cordova Blend Copper - Blend of Green, Gold, Purple, Rust Streaks
CRRC 0918-0118 Ref. **.19** Emi. **.93** Sri **19** A.Ref. **.19** A.Emi. **.93** A.Sri **19**



49758R Sterling Amber Blend Copper - Blend of Purple, Tan, Gray, Rust Streak
CRRC 0918-0129 Ref. **.16** Emi. **.94** Sri **15** A.Ref. **.17** A.Emi. **.94** A.Sri **17**



49882R Manteca Blend Copper - Blend of Maroon, Brown, Mocha, Rust Streaks
CRRC 0918-0127 Ref. **.14** Emi. **.94** Sri **14** A.Ref. **.16** A.Emi. **.94** A.Sri **16**



High & Medium Profiles

Inspiration that will move you... Eagle's high and medium barrel shaped profiles exude rich colors, unmatched aesthetics and timeless elegance. Whether you are looking to emulate the authentic look of Spanish tile in the Old World or wish for a more contemporary style while mirroring the Mediterranean appearance found in the roofscapes of Italy, France and Greece; you can rest assured that your curb appeal will be the envy of everyone in your neighborhood.







Capistrano

A high S-profile, our Capistrano is semi-cylindrical and is the most traditionally recognized of all tile profiles. A style icon, this centuries-old design perfectly complements Spanish and Italian architecture and pairs beautifully with stucco, stone and brick siding. However, its stunning good looks extend far beyond these influences and can be found in about every style of building from residential and commercial to military and institutional structures throughout the United States and Canada.

Featured Product

39706 Grand Canyon

Hues of Terracotta, Cream, Brown Streaks

Creatively inspired by the Southwest itself, there is no other tile color on the market that is more uniquely authentic looking than this! Though its varied colors are derived straight from its namesake, Grand Canyon was designed to emulate the burned, painterly look, that is indicative of the ancient pit-firing technique used to vitrify terracotta tiles.

Distinctively rustic yet beautifully unique, Grand Canyon is most impressive when adorning an adobe like stucco structure of classic earthy tones, accentuated by raw timber and stone or reclaimed-brick architectural features.



3419 Marana - *Hues of Orange Terracotta*



3520 Weathered Terracotta Flashed - *Range of Light Terracotta, Black, Red Streaks*
CRRC 0918-0038 Ref .19 Emi .93 Sri 19 A.Ref .20 A.Emi .92 A.Sri 20



Capistrano



3549 Santa Paula - Hues of Tan, Cream, Brown Streaks



3576 Topanga - Hues of Brown, Black, Peach Streaks




3578 Ramona - Hues of Clay Red, Maroon Streaks
CRRC 0918-0034 Ref.15 Emi.93 Sri 14 A.Ref.18 A.Emi.91 A.Sri 17



3581 Arcadia Canyon Brown - Range of Dark Brown, Black Streaks
CRRC 0918-0043 Ref.13 Emi.94 Sri 12 A.Ref.17 A.Emi.92 A.Sri 16



3645 Sunrise Blend



3595 Dark Charcoal - Hues of Dark Charcoal, Black Streaks
CRRC 0918-0116 Ref. .08 Emi. .92 Sri 5 A.Ref. .12 A.Emi. .92 A.Sri 10



3602 Concord Blend - Blend of Charcoal, Tan
CRRC 0918-0107 Ref. .15 Emi. .92 Sri 14 A.Ref. .16 A.Emi. .93 A.Sri 15



3606 Vallejo Range - Range of Dark Purple
CRRC 0918-0048 Ref. .15 Emi. .92 Sri 14 A.Ref. .18 A.Emi. .91 A.Sri 17



3628 Knoxville Blend - Blend of Gray, Red, Terracotta, Light Brown, Black Streaking
CRRC 0918-0100 Ref. .20 Emi. .93 Sri 21 A.Ref. .21 A.Emi. .95 A.Sri 23

Capistrano



3634 Kings Canyon Blend - Blend of Dark Green, Tan, Red and Black Streaks
CRRC 0918-0044 Ref. **.13** Emi. **.94** Sri **12** A.Ref. **.17** A.Emi. **.92** A.Sri **16**



3636 Piedmont Blend - Blend of Terracotta, Maroon, Brown
CRRC 0918-0066 Ref. **.18** Emi. **.90** Sri **16** A.Ref. **.19** A.Emi. **.94** A.Sri **19**



3645 Sunrise Blend - Blend of Terracotta, Brown
CRRC 0918-0030 Ref. **.18** Emi. **.93** Sri **18** A.Ref. **.21** A.Emi. **.93** A.Sri **22**



3646 Sunset Blend - Blend of Medium Terracotta, Brown
CRRC 0918-0042 Ref. **.16** Emi. **.94** Sri **15** A.Ref. **.18** A.Emi. **.91** A.Sri **17**



3684 San Rafael Blend - Blend of Purple, Tan



3687 Brown Gray Range - Range of Brown, Gray
CRRC 0918-0028 Ref. **.15** Emi. **.91** Sri **13** A.Ref. **.16** A.Emi. **.92** A.Sri **15**



3689 Brown Range - Range of Brown
CRRC 0918-0026 Ref. **.15** Emi. **.92** Sri **14** A.Ref. **.17** A.Emi. **.93** A.Sri **17**



3697 Slate Range - Range of Charcoal
CRRC 0918-0046 Ref. **.15** Emi. **.94** Sri **15** A.Ref. **.17** A.Emi. **.92** A.Sri **16**



3636 Piedmont Blend



3698 Kona Red Range - Range of Red
 CRR0918-0018 Ref. .25 Emi. .83 Sri 23 A.Ref. .27 A.Emi. .90 A.Sri 28



3723 Adobe Blend - Blend of Maroon, Terracotta, Gray, Gold
 CRR0918-0045 Ref. .17 Emi. .92 Sri 16 A.Ref. .17 A.Emi. .91 A.Sri 16



NEW

3743 Cocoa Range - Range of Dark Brown
 CRR0918-0106 Ref. .12 Emi. .91 Sri 9 A.Ref. .14 A.Emi. .93 A.Sri 13



3773 Walnut Creek Blend - Blend of Tan, Orange, Dark Brown
 CRR0918-0037 Ref. .20 Emi. .94 Sri 21 A.Ref. .23 A.Emi. .91 A.Sri 23

Capistrano



3785 Clay Springs - Hues of Dark Brown, Golden Brown, Yellow Flashed
CRRC 0918-0126 Ref. **.17** Emi. **.94** Sri **17** A.Ref. **.18** A.Emi. **.94** A.Sri **18**



3813 San Mateo Blend - Blend of Brown, Red, Tan, Light Terracotta
CRRC 0918-0090 Ref. **.19** Emi. **.93** Sri **18** A.Ref. **.20** A.Emi. **.95** A.Sri **22**



39706 Grand Canyon - Hues of Terracotta, Cream, Brown Streaks



SCC 8823 Pebble Beach Blend - Blend of Pewter Gray, Gold, Rosy Brown
CRRC 0918-0120 Ref. **.19** Emi. **.92** Sri **19** A.Ref. **.19** A.Emi. **.92** A.Sri **19**



SMC 8401 San Miguel Blend

3813 San Mateo Blend



SCC 8825 Corona Del Mar Blend - Blend of Dark Brown, Tan, Maroon, Brown Streaks
CRRC 0918-0074 Ref. [.14](#) Emi. [.90](#) Sri [12](#) A.Ref. [.17](#) A.Emi. [.92](#) A.Sri [16](#)



SCC 8829 Santa Fe Blend - Blend of Orange, Maroon, Dark Brown, Terracotta
CRRC 0918-0115 Ref. [.13](#) Emi. [.91](#) Sri [11](#) A.Ref. [.15](#) A.Emi. [.91](#) A.Sri [13](#)



SMC 8401 San Miguel Blend - Blend of Dark Chocolate Brown, Taupe, Rosy Brown
CRRC 0918-0114 Ref. [.11](#) Emi. [.93](#) Sri [9](#) A.Ref. [.14](#) A.Emi. [.93](#) A.Sri [13](#)



SMC 8402 Santa Cruz Blend - Blend of Tan, Reddish Brown, Brown
CRRC 0918-0058 Ref. [.14](#) Emi. [.89](#) Sri [11](#) A.Ref. [.17](#) A.Emi. [.92](#) A.Sri [16](#)



Malibu

Malibu concrete roof tiles are medium-height tiles with a double-S shape aesthetic. Its gentle curves create a gorgeous roofline that easily complements modern architectural designs and large buildings. It's particularly effective on distinctive homes, apartments, hotels, places of worship and commercial structures. It's the best of both worlds, where Mediterranean meets Contemporary.

Featured Product

2645 Sunrise Blend


Blend of Terracotta and Brown

Exuding a bit of an Old World flair, Sunrise Blend is a gorgeous blend of terracotta and brown that beautifully complements Mediterranean and Spanish influenced architectural styles. The colors found in the roof tile plays well with both cool and warm tones giving you endless options. Consider light neutrals, such as white, taupe and beige for your exterior. For a more contemporary and elegant look, a soft gray would provide a luminous effect. Another beautiful color combination? Adding a muted shade of yellow for a warm, inviting space.



CRRC#: 0918-0030

REF .18 EMI .93 SRI 18 A.REF .21 A.EMI .93 A.SRI 22






Malibu



2687 Brown Gray Range



2419 Marana - Hues of Orange Terracotta



2520 Weathered Terracotta Flashed - Range of Light Terracotta, Black, Red Streaks
CRR0 0918-0038 Ref. **.19** Emi. **.93** Sri **19** A.Ref. **.20** A.Emi. **.92** A.Sri **20**



2549 Santa Paula - Hues of Tan, Cream, Brown Streaks



2581 Arcadia Canyon Brown - Range of Dark Brown, Black Streaks
CRR0 0918-0043 Ref. **.13** Emi. **.94** Sri **12** A.Ref. **.17** A.Emi. **.92** A.Sri **16**



NEW

2602 Concord Blend - Blend of Charcoal, Tan
 CRRC 0918-0107 Ref. **.15** Emi. **.92** Sri **14** A.Ref. **.16** A.Emi. **.93** A.Sri **15**



2606 Vallejo Range - Range of Dark Purple
 CRRC 0918-0048 Ref. **.15** Emi. **.92** Sri **14** A.Ref. **.18** A.Emi. **.91** A.Sri **17**



2634 Kings Canyon Blend - Blend of Dark Green, Tan, Red and Black Streaks
 CRRC 0918-0044 Ref. **.13** Emi. **.94** Sri **12** A.Ref. **.17** A.Emi. **.92** A.Sri **16**



2645 Sunrise Blend - Blend of Terracotta, Brown
 CRRC 0918-0030 Ref. **.18** Emi. **.93** Sri **18** A.Ref. **.21** A.Emi. **.93** A.Sri **22**



2687 Brown Gray Range - Range of Brown, Gray
 CRRC 0918-0028 Ref. **.15** Emi. **.91** Sri **13** A.Ref. **.16** A.Emi. **.92** A.Sri **15**



2697 Slate Range - Range of Charcoal
 CRRC 0918-0046 Ref. **.15** Emi. **.94** Sri **15** A.Ref. **.17** A.Emi. **.92** A.Sri **16**



2698 Kona Red Range - Range of Red
 CRRC 0918-0018 Ref. **.25** Emi. **.83** Sri **23** A.Ref. **.27** A.Emi. **.90** A.Sri **28**



29706 Grand Canyon - Hues of Terracotta, Cream, Brown Streaks

Boosted Capistrano

Accessory Tile

It's easy to create the beauty of an authentic mortar-boosted clay roof with our Boosted Capistrano accessory pieces. Available in a wide range of colors, these pieces were designed to complement your Capistrano tile. For best results, mix your Boosted color and base color as this will add to the authenticity of your roof.



Considerations:


- Choose a Boosted accessory piece to go with your base tile. For color options, please contact an Eagle Account Representative.
- Decide on the look that you want. Prefer a neater treatment? Want a more authentic look?
- Decide how much boost you would like.

No matter what type of Boosted application you choose, your new Eagle Boosted Capistrano roof will be sure to impress.




% USED ON ROOF	APPROX. INSTALLED WEIGHT FIELD TILE PER 100 SQ FT
10% Application	990
20% Application	1080
30% Application	1170

Each Boosted piece weighs approximately 4.8 lbs.






approx. 20% Overall Boost | approx. 1080 lbs per square



approx. 10% Overall Boost | approx. 990 lbs per square



approx. 30% Overall Boost | approx. 1170 lbs per square



Why Eagle Roofing Products and Concrete Roof Tile


Using globally sourced materials to create our products, Eagle Roofing Products is the largest privately held USA Owned concrete roof tile manufacturer in the United States. Whether you are building a new home or re-roofing your existing one, your home deserves the best roof possible. When you choose Eagle concrete tile, you'll get a roof that is aesthetically stunning, durable and sustainable.

Founded over three decades ago by Robert Burlingame, Eagle began operations in the fall of 1989 with one high-pressure concrete tile extrusion machine. Today, Eagle's Rialto, California facility is the largest in North America. In addition to Rialto, we operate facilities in Phoenix, Arizona as well as Stockton, California and Sumterville, Florida meeting the demand for concrete roof tile across the United States and Canada.

Our expertise, coupled with our extensive array of profiles and colors, enables us to provide our customers with high quality concrete roofing products that are beautiful, long-lasting and environmentally friendly.

Eagle's long experience in the roof tile industry and dedication to prompt personal response to its customers' needs have resulted in a well-deserved reputation for quality and service—a reputation that is unmatched.

Eagle is customer service.





5502 Arcadia Canyon Brown Staggered



Unsurpassed Beauty, Strength and Longevity

When you choose a concrete tile roof from Eagle Roofing Products, you are choosing years of protection and peace of mind. Our tile is tested to the highest standards of the industry. A properly installed Eagle Tile Roof will withstand the elements through rain, snow, high wind and scorching heat—outperforming all other roofing products, while remaining aesthetically stunning.



Fire Tested

Eagle Roof Tile is a Class A roof covering that will protect your home and personal property.



Hail/Impact Tested*

Concrete roof tile stands up to hail, as well as or better than, any other roofing product. Some insurance companies offer discounted premiums for houses with tile roofs because of its impact resistance.

**Stockton, Arizona and Florida manufactured tiles only.*



High Wind Tested

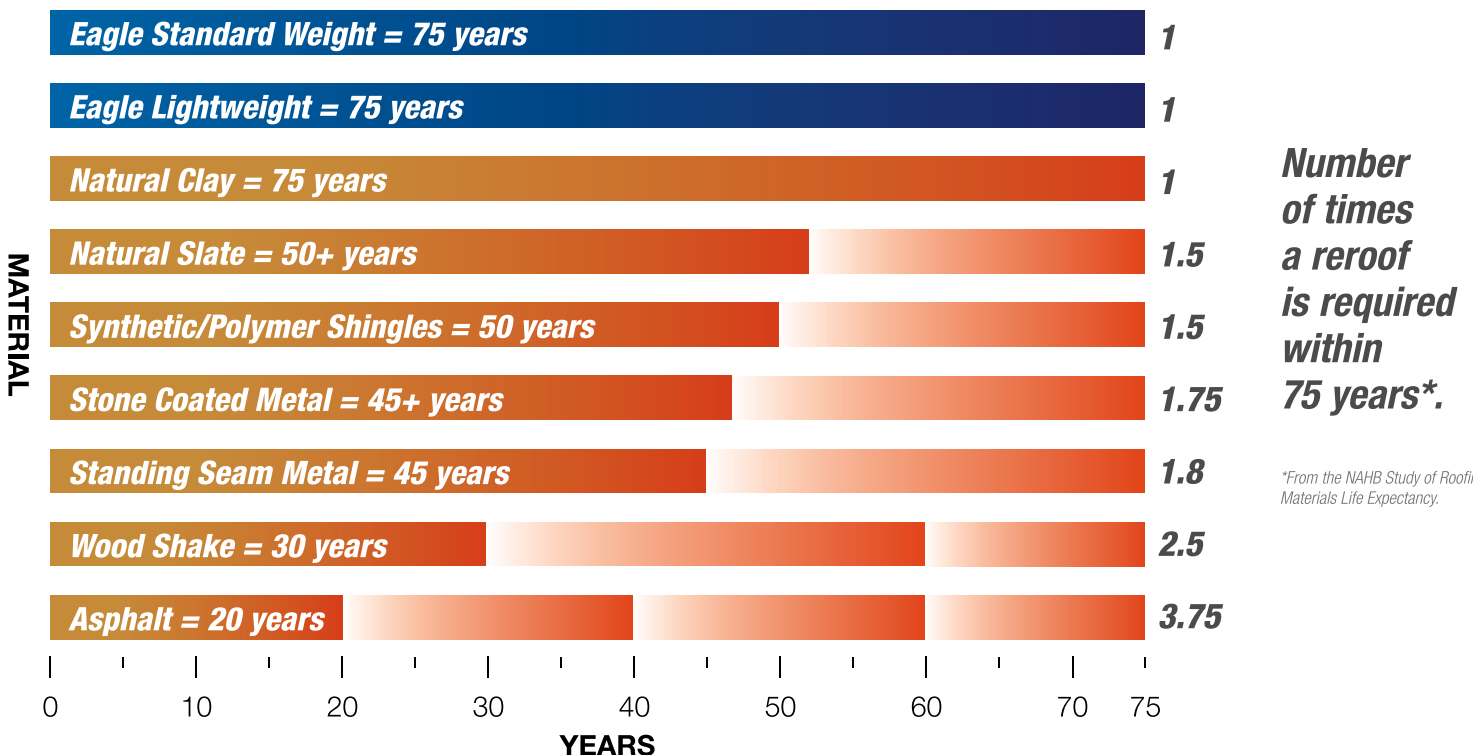
Installed correctly, Eagle Roof Tile can survive the strongest storms and harshest weather. Eagle tile is tested and approved for use in the Miami Dade high velocity hurricane zone, withstanding sustained winds of up to 180mph.



*Freeze Thaw Protection

Eagle Roof Tile passes Freeze-Thaw requirements. **Excludes color bonded/slurry tiles.*

Roofing material lifespan over 75 years.*



Tile Roofing Is Simply The Superior Choice

NEW CONSTRUCTION · REROOF · RESIDENTIAL · COMMERCIAL



HOW DO REAL TILE ROOFS COMPARE TO ASPHALT SHINGLES?

Tile. Sustainable, superior protection.

- Real tile roofs are no longer only “round and red”. Tile roofs are available in a variety of profiles and colors.
- Concrete tile roofs are produced from ALL natural products sand, cement, water and oxide.
 - Tile roofs are recyclable and biodegradable at the end of their lifespan.
 - Tile roofs are not plastic, resin, rubber or metal.
 - Tile roofs do not warp, rust or bend.
- Tile roofs are heavier than asphalt shingles. Weight equates to longevity, thermal superiority, weather, impact resistance and much more.
- Tile roofs invite extreme weather conditions, while asphalt shingle manufacturers base their sales projections on how many of their roofs will need replacing every year.
 - Tile can withstand sustained winds of up to 180mph*
 - Class A Roof Assembly
 - Hail/Impact Tested (in certain regions)
 - Freeze-Thaw (Excludes color bonded/slurry tiles)

Asphalt Shingle. Temporary, basic roof covering.

- Asphalt shingles are not distinctive.
- Asphalt shingles are not environmentally friendly, as they are a petroleum based product and fill landfills.
- Asphalt shingles do not perform well in hail storms. Roofers swarm neighborhoods subjected to the slightest hail storm.
- Synthetics and plastic products lack a proven track record as a long-lasting and durable roofing product.
- Asphalt shingles are easily damaged by high winds, especially after they age, dry out, lose granules and crack.
- Shingles are not resistant to extreme temperature variations, leading to cracking and loss of color, as they are dependent on granules that are temporarily adhered to the shingle.



Bel Air
4697 Slate Range

Energy Efficiency Ratings

Understanding Reflectivity Values

By virtue of its composition, a concrete tile roof absorbs less of the sun's energy. In addition, the oxide used in our facilities to create our beautiful colors further enhance the tile's surface. Listed with the **Cool Roof Rating Council**, these roofs can reflect more sunlight and less heat, which can reduce energy usage and costs. Regardless of shape or color, a concrete tile roof is one of the most effective and popular energy-efficient roofing materials available.

The numbers listed under our products highlight the efficiency at the initial testing and again after the 3-year aged testing. Here are the descriptions:

CRRC: The Cool Roof Rating Council has listed this tile after being tested at an independent Laboratory and have given it a unique identification number for easy trackability.

Ref: Ref is short for Reflectance. The fraction of the sun's energy reflected by the roof on a scale of 0-100%. The higher the number, the better reflectivity.

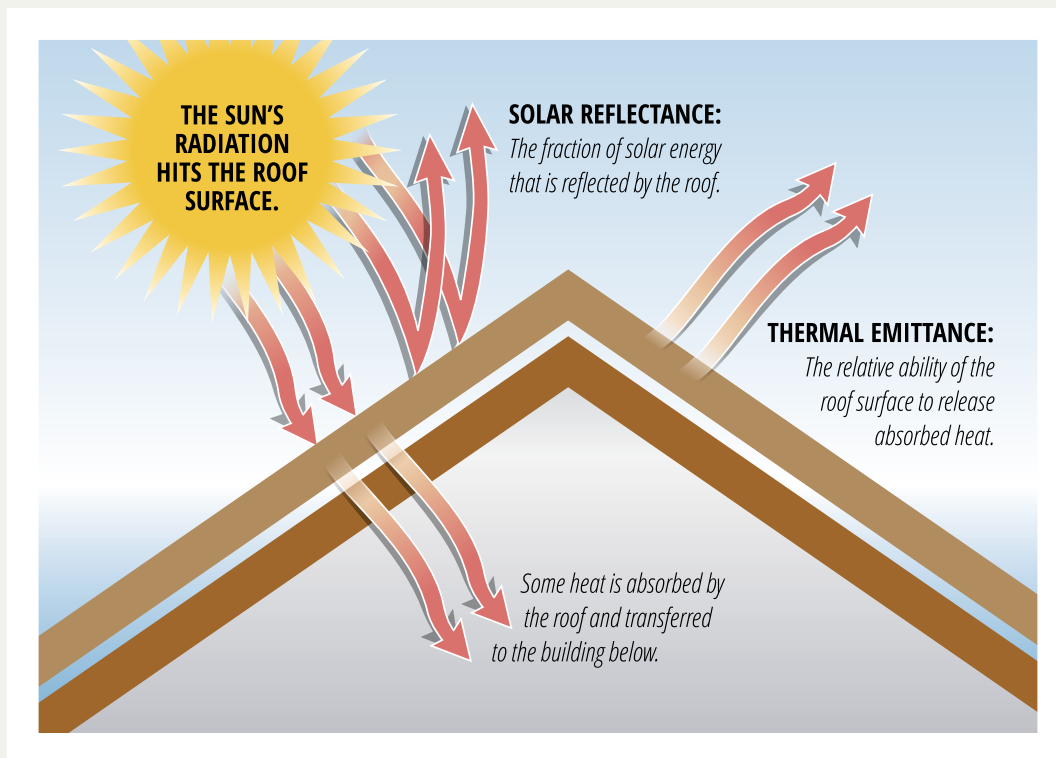
Aged Ref: The fraction of the sun's rays reflected by the roof on a scale of 0-100% after the product has forgone the 3-year testing.

EMI: EMI is short for Emittance. It is the ability of the roof's surface to emit absorbed heat on a scale of 0-100%. The higher the number, the greater the emittance.

Aged EMI: The ability of the roof surface to emit absorbed heat on a scale of 0-100% after the product has forgone the 3-year testing.

SRI: SRI is an abbreviation for Solar Reflectance Index and is the measure that incorporates both the reflectance and emittance into a single value. The higher the number, the greater the tiles' energy efficiency.


Aged SRI: The measure that incorporates both the aged reflectance and aged emittance numbers into a single value.



Committed to your Trust and Satisfaction

Specifying Eagle

Every effort has been made to provide you with the tools you need to specify Eagle on your next residential or commercial project. You can find these tools on our website at eagleroofing.com under the main tab **Specifiers**, as well as under **Technical**.



Approvals

IAPMO ER #1900

Warranty

Servicing the building and roofing industries since 1989, Eagle Roofing Products proudly stands behind its products with a Transferable Limited Lifetime Product and Limited 10 Year Replacement Cost Warranty. We recommend that all customers read our warranty for details and conditions, which can be found at eagleroofing.com. To register your Eagle warranty, visit erwarranty.com.

Disclaimer

Eagle Roofing Products concrete roof tile is made from natural materials and color variations are to be expected. Every effort has been made to ensure the colors in this brochure are as close to the actual roof tile; however, photographic and printing techniques can alter the printed colors shown, varying it from actual tile colors. In addition,

Installation

Eagle recommends that you find a licensed and insured Roofer for all of your roofing needs. Detailed installation recommendations can be found in the *Concrete and Clay Roof Tile Installation Manual (July 2015)* published by the Tile Roofing Industry Alliance & Western States Roofing Contractor Association. For further information, visit: tileroofing.org

Blended Tile

Blended tile provides added value and beauty to any architectural structure. However, it requires careful placement by your Roofing Contractor, who is responsible for ensuring that the placement of the tile is completed in an aesthetically pleasing manner. Eagle Roofing Products recommends that you discuss this design effect with your Roofer, prior to installation, to ensure that no hot spots (patches of color that undo the blended effect) are created.



colors are subject to change, as slight variations in color or flashing may occur during manufacturing. **To ensure your satisfaction with the tile you chose from this brochure, we strongly recommend that you obtain a free tile sample** from your Roofing Contractor, an Eagle Design Center or an Eagle Account Representative before placing your order.

Manufacturing Facilities Servicing

Every customer is different. Every project is different. We understand.

Whether you are an Architect, Builder, Designer, Distributor, Roofer or Homeowner, with four manufacturing plants servicing the United States and Canada, our customers can rest assured that we have the right products to meet their needs. Quality products and customer relationships are the core of our business. That's what inspires us to be your company of choice. That's what makes us different.



the United States and Canada



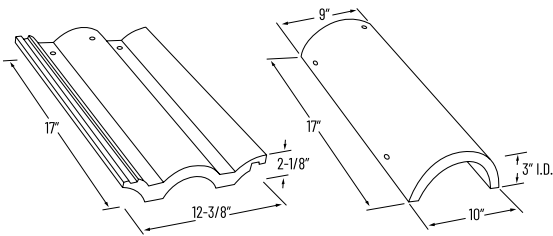


Capistrano
3773 Walnut Creek Blend

Technical Specifications

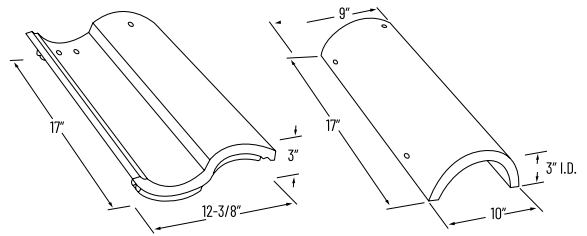
Malibu

88 Tiles per 100 sq ft with 3" headlap
903 Approx. installed weight field tile per 100 sq ft



Capistrano

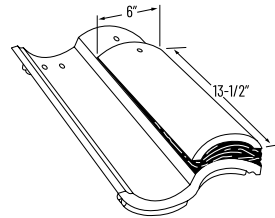
88.5 Tiles per 100 sq ft with 3" headlap
900 Approx. installed weight field tile per 100 sq ft



Boosted Tile


% used on roof	Approx. installed weight field tile per 100 sq ft
10% Application	990
20% Application	1080
30% Application	1170

Each Boosted Piece weighs approx. 4.8 lbs. (Not including Mortar)




Bel Air, Ponderosa, Tapered Slate

88.5 Tiles per 100 sq ft with 3" headlap
970 Approx. installed weight field tile per 100 sq ft



Visit an Eagle Design Center

A beautiful roof is one of the most important architectural elements of a home or building. So why not visit an Eagle Design Center, where you can see our huge selection of colors, textures, styles and products? Whether you need tile samples, design consultation, technical specifications, installation guides or more, our knowledgeable professionals are here to support you every step of the way.



Call Today to Schedule Your Free Consultation!

Nearest Eagle Design Centers

Free Email and Phone Consultations Available.
All consultations are by appointment only. Please call ahead.

Arizona

Phoenix

4608 W. Elwood
Phoenix, AZ 85043
Phone: 602-346-1749

Manufacturing Yard

Servicing the States of Arizona,
New Mexico & Texas

Arizona

Phoenix

4602 W. Elwood
Phoenix, AZ 85043
Phone: 1-800-346-5260

Connect with us!



eagleroofing.com

Corporate Offices

3546 N Riverside Ave
Rialto, CA 92377



Eagle is proud to be affiliated with these organizations:

