

Concrete Roof Tile  
**The Northeast Collection**



SIMPLE. *elegant*. SOLUTIONS.  
from a company you can trust



*a roof can represent up to*

**40%**

*of a home's curb appeal!*

## Eagle Concrete Roof Tiles Gorgeous Curb Appeal. Infinite Choices.

- Choose from an extensive collection of profiles and textures.
- Vast color offering in attractive ranges and multi-color blends.
- Flat tiles offer allure and charm to Colonial, Contemporary, Craftsman, French Provincial, Modern, Ranch and Tudor designs.
- High profile Barrel tiles are beautiful and timeless, ideal for Spanish and Mediterranean architecture, as well as large commercial structures.
- Medium profile tiles are very adaptable and complement both Modern and Traditional designs, in addition to commercial buildings.
- Concrete roof tile is the ideal alternative to slate, wood, stone coated metal, and asphalt roofing materials.
- Tile roofs enhance curb appeal and increases the value of homes and businesses over time.


## Eagle is Peace of Mind

- Founded in 1989, we are USA Owned. USA Made.  using globally sourced materials.
- Transferable Limited Lifetime Product and Limited 10 Year Replacement Cost Warranty.
- Our products are affordable, sustainable and **energy responsible**.
- Our tiles are tested to the highest standards\* for fire, high-wind, hail and freeze-thaw protection.
- With proper maintenance and high-quality roof components, an Eagle concrete tile roof can last the life of the building it is on.
- Our customer service, sales and technical teams are here for you before, during and after the sale.

*\*For more information, visit our website at [eagleroofing.com/why-tile](http://eagleroofing.com/why-tile)*













*2025 color of the year*

# Santa Cruz Blend



**Rich. Harmonious. Sophisticated.**

***A new icon has emerged. Introducing Santa Cruz Blend, our 2025 Color of the Year.***

A beautiful blend layered in synergic shades of tan, reddish brown and brown, this timeless roofscape will add modern sophistication to your residential or commercial space.

Embracing today's trends which lean towards rich, warm palettes and the resurgence of mocha-inspired hues, Santa Cruz Blend is an excellent choice to complement both modern and traditional architectural color schemes and finishes.

**Available in 3 beautiful profiles:  
Bel Air, Malibu and Capistrano.**

Santa Cruz Blend is:

- tied directly to terrestrial earthscapes—naturally warm in aesthetic—capturing the feeling of strength, tranquility, and connection.
- adaptable enough to be paired with vibrant hues, dark or muted earthy shades, as well as exterior elements such as stone cladding, stained woods, rustic metals and mixed brown hardscapes.
- eye-catching and inviting, elevating your space and beautifully enhancing your overall curb appeal.

***Discover the beauty of Santa Cruz Blend.***

**Learn more about this stunning natural blend and/or request a free sample by visiting:**  
[\*\*\*eagleroofting.com/2025-color-of-the-year\*\*\*](https://eagleroofting.com/2025-color-of-the-year)






## Flat Profiles

Limitless options without compromise, Eagle's Flat Tile profile offers graceful beauty, rugged strength and enhanced curb appeal. Available in a vast array of colors from warm earth-inspired tones and cool grays to eye-catching hues ranging from red to eggplant—its versatile appearance seamlessly complements both traditional and modern architecture.

***See for yourself. Concrete roof tile never looked so good.***







Bel Air—4620 Bloomingdale Blend



# Bel Air

Sometimes, the beauty is in the simplicity of the design. As our most popular profile, Bel Air is a flat, smooth tile with tailored lines and a square butt that offers a sleek, elegant finish. Gorgeous on its own or paired with other finishes, Bel Air's versatility allows you to dramatically enhance your curb appeal by mixing materials and going heavier on other exterior elements such as pavers, stonework and landscaping. The choices are endless!

## Featured Product

### SRB 8828 Bridgeport Blend Copper

*Blend of Grays, Taupe, Brown, Black, Rust Streaks*

A sophisticated fusion of grays, taupe, brown and black with rust streaks, Bridgeport Blend Copper is a gorgeous representation of nature's beauty. Radiating warmth and modern elegance, this earthy neutral with its gentle hints of copper toned hues is timeless and highly versatile, complementing a variety of contemporary to traditional architectural styles while playing nicely with exterior stone, wood, and metal features.







SRB 8828 Bridgeport Blend Copper




# Bel Air




**4402 Santa Cruz Blend** - Blend of Tan, Reddish Brown, Brown



**4502 Arcadia Canyon Brown** - Hues of Dark Brown, Black Streaks



**4503 Sierra Madre** - Hues of Charcoal, Black Streaks



**4511 Flintridge Gray** - Hues of Natural Gray, Black Streaks



**4773 Walnut Creek Blend**





**4549 Santa Paula** - Hues of Tan, Cream, Brown Streaks



**4591 Dark Gray Range** - Range of Dark Gray



**4602 Concord Blend** - Blend of Charcoal, Tan



**4620 Bloomingdale Blend** - Blend of Gray, Eggplant, Gold



# Bel Air



**4664 Terracabra Range** - Range of Terracotta



**4671 Village Blend** - Blend of Peachy Tan, Taupe, Brown, Dark Brown



**4679 Light Gray Range** - Range of Light Gray




**4687 Brown Gray Range** - Range of Brown, Gray



**4689 Brown Range** - Range of Brown



**4698 Kona Red Range** - Range of Red



**4773 Walnut Creek Blend** - Blend of Tan, Orange, Dark Brown



**4804 Rocklin Blend** - Blend of Brown, Light Brown, Mocha





**4880 Shasta Blend** - Blend of Brown, Natural Gray, Tan, W/Streaks



**4883 Hillsborough Blend** - Blend of Brown, Natural Gray, Light Brown, W/Streaks



**49604 Maple Creek Blend** - Blend of Light Brown, Taupe, Gray, Tan



**SRB 8828 Bridgeport Blend Copper** - Blend of Grays, Taupe, Brown, Black, Rust Streaks







## *High & Medium Profiles*

**Inspiration that will move you...** Eagle's high and medium barrel shaped profiles exude rich colors, unmatched aesthetics and timeless elegance. Whether you are looking to emulate the authentic look of Spanish tile in the Old World or wish for a more contemporary style while mirroring the Mediterranean appearance found in the roofscapes of Italy, France and Greece; you can rest assured that your curb appeal will be the envy of everyone in your neighborhood.











# Capistrano

A high S-profile, our Capistrano is semi-cylindrical and is the most traditionally recognized of all tile profiles. A style icon, this centuries-old design perfectly complements Spanish and Italian architecture and pairs beautifully with stucco, stone and brick siding. However, its stunning good looks extend far beyond these influences and can be found in about every style of building from residential and commercial to military and institutional structures throughout the United States and Canada.

## Featured Product

### 39604 Maple Creek Blend

*Blend of Light Brown, Taupe, Gray, Tan*

Oh so pretty! That is how we describe Maple Creek Blend with its beautiful blend of earthy tones that will effortlessly enhance your dream remodel or new construction home. Sophisticated and welcoming, this colorway is amazingly versatile and pairs well with a cool palette as well as a warm.

Create a stylish and inviting ambiance by glossing your exterior with a shade that falls in the white, cream, gray or brown family. A neutral backdrop will allow you to add bold accents and accessories all while complementing your home's focal element, your Maple Creek Blend roofscape.



**3402 Santa Cruz Blend** - Blend of Tan, Reddish Brown, Brown



**3503 Sierra Madre** - Hues of Charcoal, Black Streaks





39604 Maple Creek Blend



# Capistrano



**3549 Santa Paula** - Hues of Tan, Cream, Brown Streaks



**3581 Arcadia Canyon Brown** - Hues of Dark Brown, Black Streaks




**3591 Dark Gray Range** - Range of Dark Gray



**3602 Concord Blend** - Blend of Charcoal, Tan







**3603 Sanborn Blend** - Blend of Terracotta, Brownish Tan, Black Streak



**3604 Carlsbad Blend** - Blend of Terracotta, Brown, Yellow Streaking



**3620 Bloomingdale Blend** - Blend of Gray, Eggplant, Gold



**3664 Terracambra Range** - Range of Terracotta



# Capistrano



3687 Brown Gray Range



3679 Light Gray Range - Range of Light Gray



3687 Brown Gray Range - Range of Brown, Gray



3689 Brown Range - Range of Brown



3698 Kona Red Range - Range of Red





**3723 Adobe Blend** - Blend of Maroon, Terracotta, Gray, Gold



**3725 Palm Beach Blend** - Blend of Eggplant, Gold, Coral



**3773 Walnut Creek Blend** - Blend of Tan, Orange, Dark Brown



**3816 San Ramon Range** - Range of Dark Brown, Tan, Terracotta, Light Terracotta



**39604 Maple Creek Blend** - Blend of Light Brown, Taupe, Gray, Tan



**39609 Lakeport Blend** - Blend of Reddish Browns, with Gray



**3773 Walnut Creek Blend**





# Malibu

Malibu concrete roof tiles are medium-height tiles with a double-S shape aesthetic. Its gentle curves create a gorgeous roofline that easily complements modern architectural designs and large buildings. It's particularly effective on distinctive homes, apartments, hotels, places of worship and commercial structures. It's the best of both worlds, where Mediterranean meets Contemporary.

## Featured Product

### 29501 Maple Forge

*Hues of Red Orange, Maroon Streaks*

Warm, joyful and vibrant are just a few adjectives that define Maple Forge. If you want to shy away from typical neutral colors, then this red orange wonder is a great alternative. Its rich and deep tone evokes just the right amount of vibrancy without being overwhelming. As the focal point of your home or commercial property, Maple Forge pairs well with toned-down colors like sage green or a grayish-green, or for a more monochromatic scheme you might want to consider brown, tan or a creamy off-white. Whichever route you choose, this cheerful shade will raise your curb appeal to a whole new level.



**2402 Santa Cruz Blend** - Blend of Tan, Reddish Brown, Brown



**2424 Rosewood** - Hues of Reddish Orange, Black Streaks





29501 Maple Forge




# Malibu



**2503 Sierra Madre** - Hues of Charcoal, Black Streaks



**2549 Santa Paula** - Hues of Tan, Cream, Brown Streaks



**2591 Dark Gray Range** - Range of Dark Gray



**2604 Carlsbad Blend** - Blend of Terracotta, Brown, Yellow Streaking



**2773 Walnut Creek Blend**





**2664 Terracambra Range** - Range of Terracotta



**2679 Light Gray Range** - Range of Light Gray



**2689 Brown Range** - Range of Brown



**2698 Kona Red Range** - Range of Red



**2725 Palm Beach Blend** - Blend of Eggplant, Gold, Coral



**29501 Maple Forge** - Hues of Red Orange, Maroon Streaks



**29604 Maple Creek Blend** - Blend of Light Brown, Taupe, Gray, Tan



# Boosted Capistrano

## Accessory Tile



It's easy to create the beauty of an authentic mortar-boosted clay roof with our Boosted Capistrano accessory pieces. Available in a wide range of colors, these pieces were designed to complement your Capistrano tile. For best results, mix your Boosted color and base color as this will add to the authenticity of your roof.

### Considerations:

- Choose a Boosted accessory piece to go with your base tile. For color options, please contact an Eagle Account Representative.
- Decide on the look that you want. Prefer a neater treatment? Want a more authentic look?
- Decide how much boost you would like.

No matter what type of Boosted application you choose, your new Eagle Boosted Capistrano roof will be sure to impress.




% USED ON ROOF	APPROX. INSTALLED WEIGHT FIELD TILE PER 100 SQ FT
10% Application	970
20% Application	1055
30% Application	1145


Each Boosted piece weighs approximately 4.8 lbs.








*approx. 20% Overall Boost | approx. 1055 lbs per square*



*approx. 10% Overall Boost | approx. 970 lbs per square*



*approx. 30% Overall Boost | approx. 1145 lbs per square*





# *Why Eagle Roofing Products and Concrete Roof Tile*

Using globally sourced materials to create our products, Eagle Roofing Products is the largest privately held USA Owned concrete roof tile manufacturer in the United States. Whether you are building a new home or re-roofing your existing one, your home deserves the best roof possible. When you choose Eagle concrete tile, you'll get a roof that is aesthetically stunning, durable and sustainable.

Founded over three decades ago by Robert Burlingame, Eagle began operations in the fall of 1989 with one high-pressure concrete tile extrusion machine. Today, Eagle's Rialto, California facility is the largest in North America. In addition to Rialto, we operate facilities in Phoenix, Arizona as well as Stockton, California and Sumterville, Florida meeting the demand for concrete roof tile across the United States and Canada.

Our expertise, coupled with our extensive array of profiles and colors, enables us to provide our customers with high quality concrete roofing products that are beautiful, long-lasting and environmentally friendly.

Eagle's long experience in the roof tile industry and dedication to prompt personal response to its customers' needs have resulted in a well-deserved reputation for quality and service—a reputation that is unmatched.

Eagle is customer service.







Bel Air—4620 Bloomingdale Blend







# Unsurpassed Beauty, Strength and Longevity

When you choose a concrete tile roof from Eagle Roofing Products, you are choosing years of protection and peace of mind. Our tile is tested to the highest standards of the industry. A properly installed Eagle Tile Roof will withstand the elements through rain, snow, high wind and scorching heat—outperforming all other roofing products, while remaining aesthetically stunning.



## Fire Tested

Eagle Roof Tile is a Class A roof covering that will protect your home and personal property.



## Hail/Impact Tested\*

Concrete roof tile stands up to hail, as well as or better than, any other roofing product. Some insurance companies offer discounted premiums for houses with tile roofs because of its impact resistance.

*\*Stockton, Arizona and Florida manufactured tiles only.*



## High Wind Tested

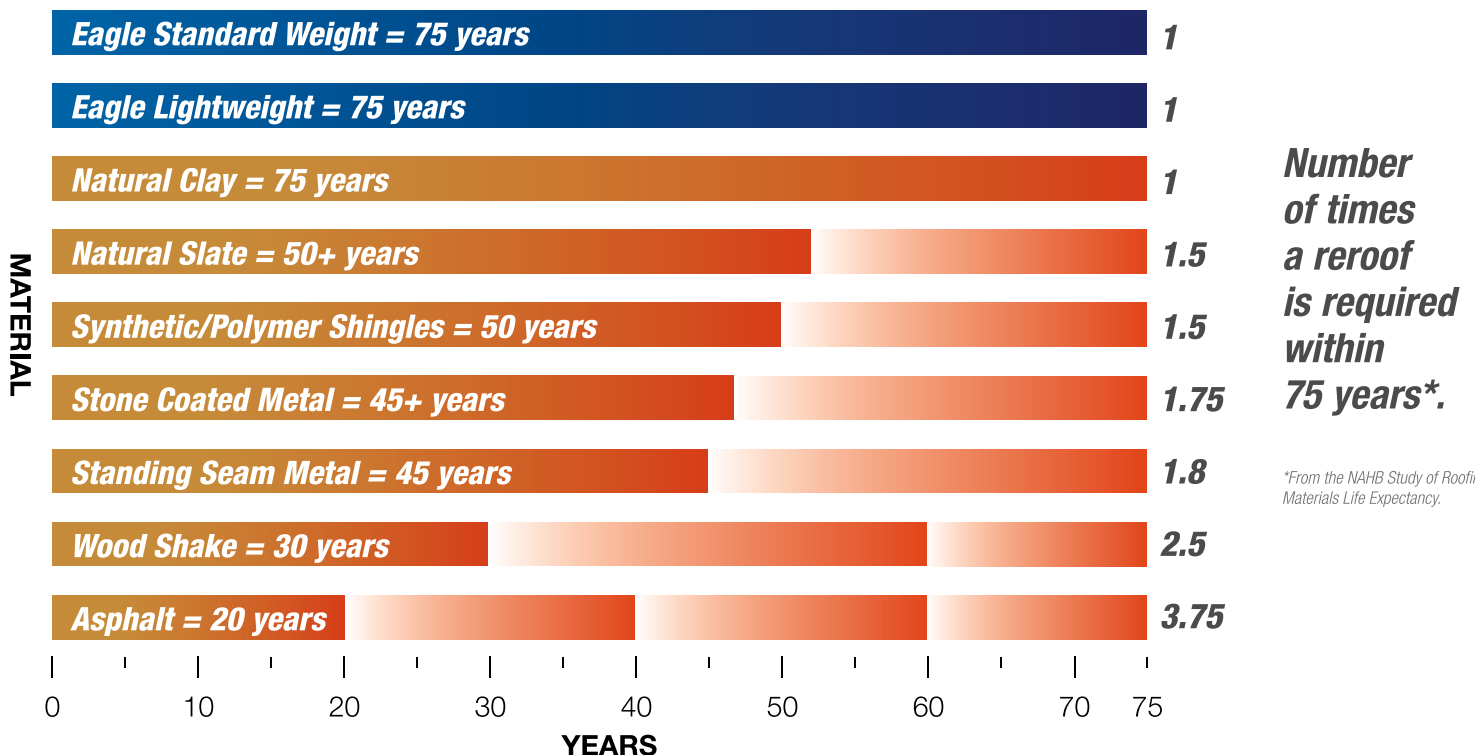
Installed correctly, Eagle Roof Tile can survive the strongest storms and harshest weather. Eagle tile is tested and approved for use in the Miami Dade high velocity hurricane zone, withstanding sustained winds of up to 180mph.



## \*Freeze Thaw Protection

Eagle Roof Tile passes Freeze-Thaw requirements. *\*Excludes color bonded/slurry tiles.*

## Roofing material lifespan over 75 years.\*





# Tile Roofing Is Simply The Superior Choice

NEW CONSTRUCTION • REROOF • RESIDENTIAL • COMMERCIAL



## HOW DO REAL TILE ROOFS COMPARE TO ASPHALT SHINGLES?

### Tile. Sustainable, superior protection.

- Real tile roofs are no longer only “round and red”. Tile roofs are available in a variety of profiles and colors.
- Concrete tile roofs are produced from ALL natural products sand, cement, water and oxide.
  - 7 Tile roofs are recyclable and biodegradable at the end of their lifespan.
  - 7 Tile roofs are not plastic, resin, rubber or metal.
  - 7 Tile roofs do not warp, rust or bend.
- Tile roofs are heavier than asphalt shingles. Weight equates to longevity, thermal superiority, weather, impact resistance and much more.
- Tile roofs invite extreme weather conditions, while asphalt shingle manufacturers base their sales projections on how many of their roofs will need replacing every year.
  - 7 Tile can withstand sustained winds of up to 180mph\*
  - 7 Class A Roof Assembly
  - 7 Hail/Impact Tested (in certain regions)
  - 7 Freeze-Thaw (Excludes color bonded/slurry tiles)

### Asphalt Shingle. Temporary, basic roof covering.

- Asphalt shingles are not distinctive.
- Asphalt shingles are not environmentally friendly, as they are a petroleum based product and fill landfills.
- Asphalt shingles do not perform well in hail storms. Roofers swarm neighborhoods subjected to the slightest hail storm.
- Synthetics and plastic products lack a proven track record as a long-lasting and durable roofing product.
- Asphalt shingles are easily damaged by high winds, especially after they age, dry out, lose granules and crack.
- Shingles are not resistant to extreme temperature variations, lending to cracking and loss of color, as they are dependent on granules that are temporarily adhered to the shingle.










Capistrano—3723 Adobe Blend



# Committed to your Trust and Satisfaction

## Specifying Eagle

Every effort has been made to provide you with the tools you need to specify Eagle on your next residential or commercial project. You can find these tools on our website at [eagleroofing.com](http://eagleroofing.com) under the main tab **Specifiers**, as well as under **Technical**.



## Installation

Eagle recommends that you find a licensed and insured Roofer for all of your roofing needs. Detailed installation recommendations can be found in the latest *Florida High Wind Concrete and Clay Tile Installation Manual*, published by the Florida Roofing and Sheet Metal Contractors Association. For further information, visit: [tileroofing.org](http://tileroofing.org)

## Blended Tile

Blended tile provides added value and beauty to any architectural structure. However, it requires careful placement by your Roofing Contractor, who is responsible for ensuring that the placement of the tile is completed in an aesthetically pleasing manner. Eagle Roofing Products recommends that you discuss this design effect with your Roofer, prior to installation, to ensure that no hot spots (patches of color that undo the blended effect) are created.

## Approvals

IAPMO ER #1900

## Warranty

Servicing the building and roofing industries since 1989, Eagle Roofing Products proudly stands behind its products with a Transferable Limited Lifetime Product and Limited 10 Year Replacement Cost Warranty. We recommend that all customers read our warranty for details and conditions, which can be found at [eagleroofing.com](http://eagleroofing.com). To register your Eagle warranty, visit [erwarranty.com](http://erwarranty.com).

## Disclaimer

Eagle Roofing Products concrete roof tile is made from natural materials and color variations are to be expected. Every effort has been made to ensure the colors in this brochure are as close to the actual roof tile; however, photographic and printing techniques can alter the printed colors shown, varying it from actual tile colors. In addition,



colors are subject to change, as slight variations in color or flashing may occur during manufacturing. **To ensure your satisfaction with the tile you chose from this brochure, we strongly recommend that you obtain a free tile sample** from your Roofing Contractor, an Eagle Design Center or an Eagle Account Representative before placing your order.



# Manufacturing Facilities Servicing

Every customer is different. Every project is different. We understand.

Whether you are an Architect, Builder, Designer, Distributor, Roofer or Homeowner, with four manufacturing plants servicing the United States and Canada, our customers can rest assured that we have the right products to meet their needs. Quality products and customer relationships are the core of our business. That's what inspires us to be your company of choice. That's what makes us different.





# the United States and Canada







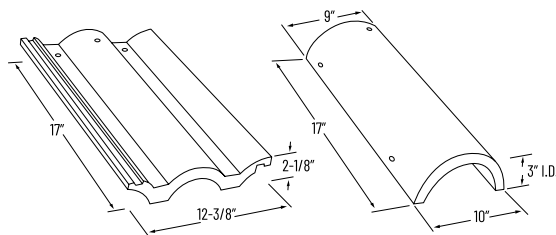
Capistrano—39604 Maple Creek Blend



# Technical Specifications

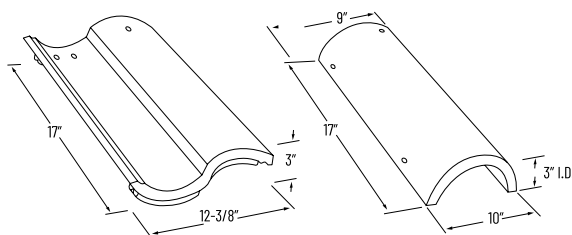
## Malibu

**88** Tiles per 100 sq ft  
with 3" headlap  
**770** Approx. installed weight  
field tile per 100 sq ft



## Capistrano

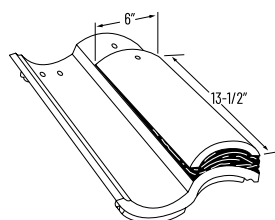
**88.5** Tiles per 100 sq ft  
with 3" headlap  
**880** Approx. installed weight  
field tile per 100 sq ft



## Boosted Tile

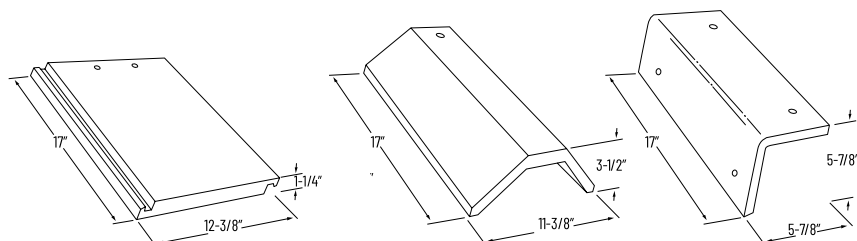
% used on roof	Approx. installed weight field tile per 100 sq ft
<b>10%</b> Application	<b>970</b>
<b>20%</b> Application	<b>1055</b>
<b>30%</b> Application	<b>1145</b>

Each Boosted Piece  
weighs approx. 4.8 lbs.  
(Not including Mortar)



## Bel Air

**88.5** Tiles per 100 sq ft  
with 3" headlap  
**970** Approx. installed weight  
field tile per 100 sq ft





# Regional Contact Information

A beautiful roof is one of the most important architectural elements of a home or building. Whether you need tile samples, technical specifications, installation guides or more—you can contact us for help at our customer service number below.



## Manufacturing Plant

*Servicing the Northeast, Southeast,  
Midwest and Eastern Canada Regions*

### Sumterville

1575 E. CR 470  
Sumterville, FL 33585

**Customer Service: 877-300-3245**

Connect with us!



[eagleroofing.com](http://eagleroofing.com)

### Corporate Offices

3546 N Riverside Ave  
Rialto, CA 92377



Eagle is proud to be affiliated with these organizations:

