



# Concrete Roof Tile The Florida Collection



SIMPLE. *elegant*. SOLUTIONS.  
from a company you can trust

# Your Concrete Tile Roof Is More Than Just Curb Appeal—It's Protection With Purpose

## Built to endure. Designed to elevate your home's beauty.

When you purchase an Eagle concrete tile roof, the benefits are nothing short of exceptional—delivering superior energy efficiency, unmatched durability, and a level of refined curb appeal that continues to perform year after year.

### Energy Efficiency

- Tile roofs keep homes cooler in the summer and warmer in the winter, lowering energy use and cooling costs
- Tile roofs are inherently energy efficient
  - Naturally ventilated design enables air to circulate between the tile and roof deck
  - Its thermal mass allows for the absorption, storage and slow release of heat energy
  - Naturally reflective, reducing the amount of solar radiation absorbed by the roof
  - Lighter colors can further improve solar reflectance, repelling heat and UV rays
- **Compared to a dark asphalt shingle roof, a concrete tile roof can trim your cooling bill by 20% or more a year**

### Durability & Longevity

- **A properly installed and maintained concrete tile roof can last 45-75 years or more**
- Dense, hard material that resists impact, fading, and cracking
- Class A Roof Covering offering superior protection against fire
- Can withstand hurricane-force winds up to 180 mph
- Impervious to damage from repeated freezing and thawing cycles
- Insurance incentives increasingly favor resilient materials

### Curb Appeal


- **Concrete tile roofs provide a timeless, elegant and high-end look**
  - A roof represents about 40% of a home's curb appeal
- Symbol of luxury and quality construction
- Distinct shapes and colors complement both modern and traditional designs
- Homes with tile roofs signal a significant investment and have a higher resale value

For more information, visit [eagleroofting.com](http://eagleroofting.com)



Bel Air-4679 Light Gray Range








Capistrano-3602 Concord Blend

# 2026

## Color of the Year

### CONCORD BLEND



A gorgeous palette that radiates warmth, harmony, and effortless sophistication.

Comprised of rich, nature-inspired hues of charcoal and tan, **Concord Blend** is a luxe neutral that brings a sophisticated, grounded look to any residential or commercial space.


Available in multiple profiles, this modern blend rises to the occasion by instantly adding character and dimension to your overall facade. A beautiful balancing act of deep, organic tones, **Concord Blend** anchors and defines the roofline while creating a cohesive, elevated exterior that feels both inviting and timeless.

#### How To Style Concord Blend:

- **For an earthy look:** Choose a creamy white or muted green for your main base to complement the tan elements in the roof tile. A medium-toned greige on the front door, shutters, or siding can serve as the perfect bridge to tie the palette together. Natural wood and dark metal hardware will help unify the space.
- **Lean into bold:** Dark navy, smoky black or rich terracotta are powerful choices to create a stunning effect. Copper or bronze gutters, light fixtures and accessories will add a touch of luxury.

Uncover the enduring, sophisticated beauty of Concord Blend.

Learn more/request a free sample, by visiting: [eagleroofing.com/2026-color-of-the-year](http://eagleroofing.com/2026-color-of-the-year)



Bel Air-4602

# Classic Collection

Limitless options without compromise; that is what you get with Eagle's Classic Collection. A robust portfolio of concrete roof tiles featuring our core colors and signature profiles, our Classics are crafted to bring timeless beauty, lasting performance, and unmistakable character to every home and commercial project. Available in a rich spectrum of ranges and blends—from warm earth-inspired tones and cool grays to refreshing natural hues—we make it easy to create a gorgeous exterior that is not only distinctive but enduring.

***Turn ordinary structures into standout showcases with the Classic Collection.***









## BEL AIR

# BEL AIR


Sometimes, the beauty is in the simplicity of the design. As our most popular profile, Bel Air features a flat, smooth surface with tailored lines and a clean square butt, delivering a sleek and elegant finish. Exquisite on its own or paired with complementary exterior elements, Bel Air's versatility allows you to elevate your curb appeal with artful combinations of pavers, siding, stonework, lush landscaping, and more. The possibilities are truly endless!



**4402F Santa Cruz Blend**



**4502F Arcadia Canyon Brown**



**4503F Sierra Madre**




**4511F Flintridge Gray**



4511F Flintridge Gray




4530F Weathered Adobe



4549F Santa Paula



4591F Dark Gray Range



4602F Concord Blend



# BEL AIR



4687F Brown Gray Range



4606F Vallejo Range



4620F Bloomingdale Blend




4645F Sunrise Blend



4664F Terracambra Range

# Classic Collection



**4671F Village Blend**



**4679F Light Gray Range**



**4687F Brown Gray Range**



**4689F Brown Range**



**4883F Hillsborough Blend**



# BEL AIR



**4698F Kona Red Range**




**4773F Walnut Creek Blend**



**4804F Rocklin Blend**




**4825F Corona Del Mar Blend**




**4880F Shasta Blend**



**4883F Hillsborough Blend**



**48805F Seattle Blend**




**49604F Maple Creek Blend**



SRB 8828 Bridgeport Blend Copper



SRB 8828 Bridgeport Blend Copper




# SEQUOIA

ALL NEW COLORS!


A durable, fire-resistant, and more affordable alternative to wood shake, our Sequoia concrete roof tile has beautiful textured shadow lines that graze its surface to deliver a natural wood appearance. A classic look that blends with nature, a Sequoia tile roof complements both modern and historic architectural styles including but not limited to: Craftsman, Colonial, Coastal Cottage and Farmhouse. Choose Sequoia for a roof that delivers natural beauty and lasting strength.




**58512F Village Blend**



**58513F Kings Canyon Blend**




**58514F Brown Gray Range**




**58515F Concord Blend**



**58516F Light Gray Range**



**58519F Sierra Madre**



**58805F Seattle Blend**

▼ The roof shown is Ponderosa—sister product to Sequoia—shown for design inspiration only. While Ponderosa is not available locally, Sequoia offers a similar aesthetic with a more refined surface texture and clean, square butt edge. To see its natural finish firsthand, please contact us for a free Sequoia sample.






# CAPISTRANO

A high S-profile, our Capistrano tile is semi-cylindrical and remains the most traditionally recognized silhouette in roofing. A true style icon, this centuries-old design beautifully complements Spanish and Italian architecture and pairs effortlessly with stucco, stone, and brick exteriors. Yet its timeless appeal extends far beyond its Mediterranean roots—Capistrano’s striking presence enhances virtually every type of structure, from traditional to modern residential and commercial buildings to military and institutional projects. With Capistrano, you’re not just selecting a roof—you’re investing in a legacy of elegance and endurance.



**3402F Santa Cruz Blend**



**3503F Sierra Madre**



**3530F Weathered Adobe**



**3549F Santa Paula**



3602F Concord Blend




3581F Arcadia Canyon Brown



3591F Dark Gray Range



3602F Concord Blend



3603F Sanborn Blend



# CAPISTRANO



3503F Sierra Madre



3604F Carlsbad Blend



3606F Vallejo Range



3620F Bloomingdale Blend



3645F Sunrise Blend

# Classic Collection



**3664F Terracabra Range**



**3679F Light Gray Range**



**3687F Brown Gray Range**



**3689F Brown Range**



**3402F Santa Cruz Blend**




# CAPISTRANO



**3698F Kona Red Range**



**3723F Adobe Blend**



**3725F Palm Beach Blend**



**3773F Walnut Creek Blend**




**3723F Adobe Blend**



39604F Maple Creek Blend




3816F San Ramon Range



3825F Corona Del Mar Blend



39604F Maple Creek Blend




39609F Lakeport Blend



# MALIBU

Malibu is a medium-height concrete roof tile with a striking double-S silhouette that instantly elevates any structure. Its smooth, gentle curves create a captivating roofline that pairs beautifully with modern architecture and expansive building designs. Ideal for distinct homes, upscale apartments, boutique hotels, places of worship, and impressive commercial spaces, Malibu offers a rare blend of character and sophistication. It's the perfect harmony of Mediterranean warmth and contemporary style—an unforgettable look that transforms any roof into a statement.



**2402F Santa Cruz Blend**



**2424F Rosewood**



**2503F Sierra Madre**



**2530F Weathered Adobe**




2503F Sierra Madre




2549F Santa Paula



2591F Dark Gray Range



2604F Carlsbad Blend



2606F Vallejo Range



# MALIBU




NEW

2645F Sunrise Blend



2664F Terracambra Range



2679F Light Gray Range



2689F Brown Range




2698F Kona Red Range



2698F Kona Red Range




2725F Palm Beach Blend



2825F Corona Del Mar Blend



29501F Maple Forge



29604F Maple Creek Blend



2725F Palm Beach Blend





# Premium Suite

ALL NEW COLORS!

Introducing our Premium Suite, a curated palette designed to bring unparalleled richness and distinction to any home or commercial structure. These elevated hues infuse every project with a sense of luxury and individuality, complemented by the timeless beauty and long-lasting confidence that only an Eagle concrete tile roof can offer.

*Create a space that feels distinctive and beautifully your own with the Premium Suite.*

Bel Air-4595 Dark Charcoal Range



4669F Grays Peak Range



# BEL AIR


## FEATURED PRODUCT

### 4669F Grays Peak Range



Inspired by the stunning terrain of the tenth-highest summit in the Rocky Mountains, Grays Peak Range showcases a refined combination of dark, light, and warm gray tones that echo the natural color transitions found in the rugged slopes and snow-covered peaks of this majestic landscape. Rich in dimension, this roofscape delivers maximum visual impact while remaining remarkably versatile—balancing warm and cool hues to complement both traditional and contemporary architecture. The result is a beautiful home that feels grounded, enduring, and effortlessly sophisticated.





# BEL AIR



4453W Flager Beach Blend



4454W Siesta Key Range



4477F Viera Blend



4507W Boca Cream Range




4507W Boca Cream Range



4477F Viera Blend



4546F Rockledge



4595W Dark Charcoal Range



4743W Cocoa Range



49507F Moss Creek



3688F Buena Vista Blend

# CAPISTRANO

## FEATURED PRODUCT

### 3688F Buena Vista Blend



Buena Vista Blend is a sophisticated palette of light and dark grays and a rich terracotta. This combination strikes an ideal balance between modern, cool neutrality and inviting, rustic warmth. Its layered tones create an elegant aesthetic that pairs beautifully with whites, creams, greiges, and metal accents—allowing the roof’s dimensional color story to take center stage. For a natural, cohesive exterior, consider complementing it with mustard or pale-yellow hues, or lean into muted greens, sandy beiges, and cedar or dark walnut stains to evoke an earthy, nature-inspired feel.

Buena Vista Blend offers versatility and depth—making it a color choice that not only enhances your design today but continues to look stunning for years to come.





# CAPISTRANO



**3477F Viera Blend**



**3507W Boca Cream Range**



**3595W Dark Charcoal Range**



**3743W Cocoa Range**



**39507F Moss Creek**




39507F Moss Creek



3743W Cocoa Range



2507W Boca Cream Range



2595W Dark Charcoal Range



2743W Cocoa Range

# MALIBU

## FEATURED PRODUCT

### 2507W Boca Cream Range



Boca Cream is a versatile neutral defined by soft mocha undertones and subtle cream streaks. A designer's dream, it pairs beautifully with classic beiges, tans, and browns, drawing from the same warm color family to create a refined look. For a more modern approach, it also serves as a soft, luminous backdrop for bold accents like charcoal shutters or a deep navy front door. Its adaptability is undeniable, allowing this roof tile profile and color to complement any architectural style—from a sun-drenched Mediterranean villa to a clean, contemporary estate.



29507F Moss Creek



# Boosted Capistrano

## ACCESSORY TILE

### SPECIALTY INSTALL

Love the look of a Capistrano tile roof? Augment its beauty by replicating the style of an authentic mortar-boosted clay roof.

Our Boosted Capistrano accessory pieces create a timeless, Old-World aesthetic by giving our high-barrel tiles a staggered, layered appearance that adds significant depth and character to the roofline.


#### Considerations:

- Discuss with your Roofing Contractor as this is a specialized, high-end installation that is more labor-intensive and requires additional materials.
- Choose your style: neat treatment or a more traditional, aged look.
- Decide on both the color of the mortar, as well as the boosted accessory piece to go with your base tile.

% USED ON ROOF	APPROX. INSTALLED WEIGHT FIELD TILE PER 100 SQ FT
10% Application	990
20% Application	1080
30% Application	1170

Each Boosted piece weighs approximately 4.8 lbs.

For a complete list of Boosted Capistrano Accessory Tile colors available in your area, visit: [eagleroofting.com/products/specialty-installations/boosted-capistrano/](http://eagleroofting.com/products/specialty-installations/boosted-capistrano/)



▼ approx. 20% Overall Boost





▲ approx. 30% Overall Boost

▼ approx. 10% Overall Boost



closeup detail



# Why Eagle Roofing Products and Concrete Roof Tile

Using globally sourced materials to create our products, Eagle Roofing Products is the largest privately held, USA-owned concrete roof tile manufacturer in the nation. Choosing Eagle means investing in a concrete tile roof that is visually striking, exceptionally durable, energy-efficient, and sustainable.

Founded in 1989, Eagle has expanded its operations to four manufacturing plants and two strategically located stocking yards, ensuring we can meet the growing demand for concrete roof tile throughout the United States and Canada. With decades of industry experience and an unwavering commitment to responsive, personalized service, Eagle has earned a distinguished reputation for quality and reliability. Our customers can trust that we will deliver premium roof tile components, as well as visually refined and environmentally responsible concrete roof tile products that will last.

*Eagle is customer service.*







# Built To Thrive Where Others Fail In Severe Weather

Choosing an Eagle Roofing Products concrete tile roof means investing in lasting protection and unwavering peace of mind. Engineered and tested to exceed the industry's highest standards, our tile is built to thrive where other roofing materials fail. A properly installed and maintained Eagle tile roof stands strong against relentless rain, heavy snow, powerful winds, and extreme heat—delivering unmatched performance without sacrificing its timeless beauty.



### Fire Tested

Eagle Roof Tile is a Class A roof covering achieving the highest fire safety rating, providing excellent protection especially in wildfire-prone areas.



### Hail/Impact Tested\*

An outstanding choice for hail-affected regions, concrete roof tiles provide superior resiliency (unlike other roofing materials). Some insurance companies offer discounted premiums because of its impact resistance.

*\*Stockton, Arizona and Florida manufactured tiles only.*



### High Wind Tested

An Eagle Tile Roof, when expertly installed using proper techniques, can withstand the strongest storms and harshest winds. Our tile is tested and approved for use in the Miami-Dade High Velocity Hurricane Zone, proven to endure sustained winds of up to 180 mph.

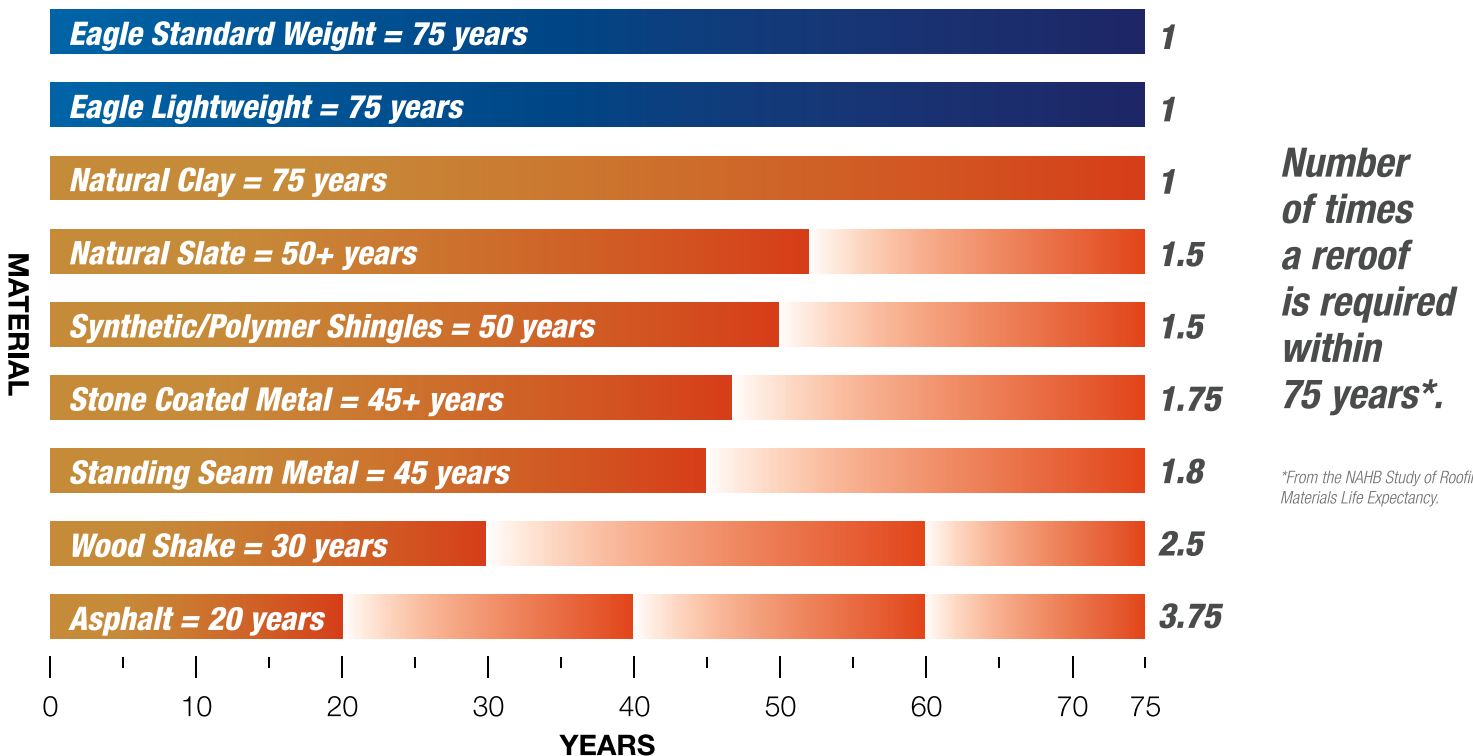


### \*Freeze Thaw Protection

Eagle Roof Tile passes Freeze-Thaw requirements.

*\*Excludes color bonded/slurry tiles.*

## Roofing material lifespan over 75 years.\*



# Tile Roofing Is Simply The Superior Choice

NEW CONSTRUCTION · REROOF · RESIDENTIAL · COMMERCIAL



## TILE VS SHINGLE: HOW DO THEY COMPARE?

### Concrete Roof Tile: A Permanent Solution

- Eagle Tile Roofs are an excellent choice to safeguard your property
  - Exceptionally fire-resistant meeting rigorous Class A rated standards and Wildland Urban Interface (WUI) compliance for building materials
  - Can withstand sustained winds of up to 180mph\*
  - Hail/Impact Tested (in certain regions)
  - Freeze-Thaw resistant (excludes color bonded/slurry tiles)
  - Does not warp, rust or bend like other materials
- Tile Roofs are a superior energy-efficient choice
  - Reflects solar heat
  - Creates natural ventilation
  - Reduces heat transfer into attics up to 70% less than asphalt shingles
  - Lowers energy costs up to 20% per year
- Eagle Tile is produced from natural products: sand, cement, water, oxide
  - Recyclable and biodegradable at the end of its lifespan
- Eagle Tile allows for creativity in design with a robust portfolio of colors and profiles to complement various architectural styles

### Asphalt Shingle: A Temporary Roof Covering

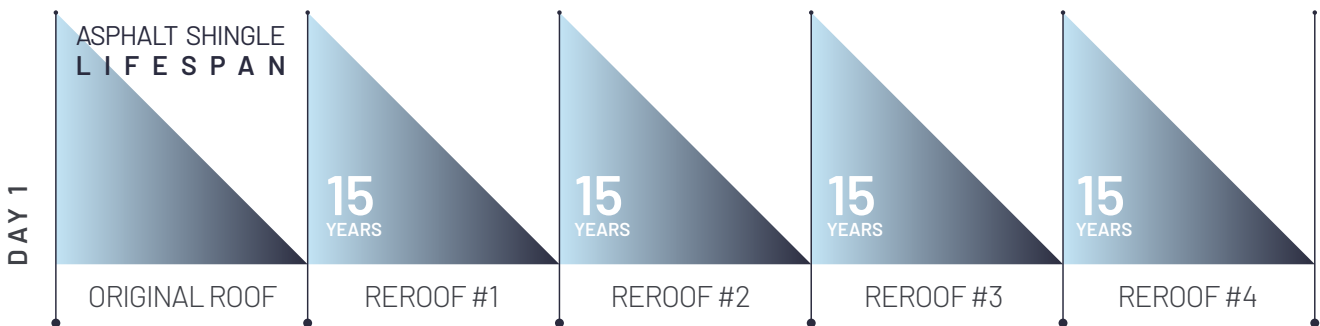
- Asphalt Shingle Roofs are less durable and weather vulnerable
  - Factors like intense sun and extreme weather can shorten their lifespan
  - Easily damaged by strong winds and hail
  - Heat and moisture can cause cracks, curling and buckling
  - UV damage due to granule loss
  - Material matters—not all Shingle Roofs are Class A fire rated
- Shingle Roofs are less energy efficient—absorbing and trapping heat, radiating it down to the attic and home. Indoor temperatures rise which increases energy consumption
- Asphalt Shingles are not environmentally friendly as they are a petroleum-based product and fill landfills
- Asphalt Shingle Roofs offer less distinct curb appeal

# Choose Permanence Over Temporary


By choosing an Eagle concrete tile roof for your forever home, you're investing in permanence and longevity. With proper installation, high-quality components, and routine maintenance, your tile roof can protect your residence, valuables and loved ones for a half-century or more. The alternative is a shingle roof that demands costly replacements every 15 years—and too often fails when you need it most.

## ASPHALT SHINGLE VS CONCRETE ROOF TILE L I F E S P A N

*“An asphalt shingle roof’s best day is the first day it is installed”.*



*“A properly maintained concrete tile roof can last 45-75 years, or more”.*





Bel Air-4602 Concord Blend

# Committed to your Trust and Satisfaction

## Specifying Eagle

Every effort has been made to provide you with the tools you need to specify Eagle on your next residential or commercial project. You can find these tools on our website at [eagleroofing.com](http://eagleroofing.com).



## Installation

Eagle recommends that you find a licensed and insured Roofer for all of your roofing needs. Detailed installation recommendations can be found in the *Concrete and Clay Roof Tile Installation Manual* published by the Tile Roofing Industry Alliance & Western States Roofing Contractor Association. For further information, visit: [tileroofing.org](http://tileroofing.org)

## Blended Tile

Blended tile provides added value and beauty to any architectural structure. **However, it requires careful placement in a randomized manner by your Roofing Contractor, who is responsible for ensuring that the tile installation is completed in an aesthetically pleasing manner.** Eagle Roofing Products recommends that you discuss this design effect and any concerns with your Roofer, prior to installation, to ensure that no hot spots (patches of color that undo the blended effect) are created.

## Approvals

IAPMO ER #1900

## Warranty

Servicing the building and roofing industries since 1989, Eagle Roofing Products proudly stands behind its products with a Transferable Limited Lifetime Product Warranty. We recommend that all customers read our warranty for details and conditions, which can be found at [eagleroofing.com](http://eagleroofing.com). To register your Eagle warranty, visit [erwarranty.com](http://erwarranty.com).

## Disclaimer

Eagle Roofing Products concrete roof tile is made from natural materials and color variations are to be expected. Every effort has been made to ensure the colors in this brochure are as close to the actual roof tile; however, photographic and printing techniques can alter the printed colors shown, varying it from actual tile colors. In addition,



colors are subject to change, as slight variations in color or flashing may occur during manufacturing. **To ensure your satisfaction with the tile you selected from this brochure, we strongly recommend that you obtain a free tile sample from your Roofing Contractor, an Eagle Design Center or an Eagle Account Representative before placing your order.**

# Manufacturing Facilities Servicing



# the United States and Canada





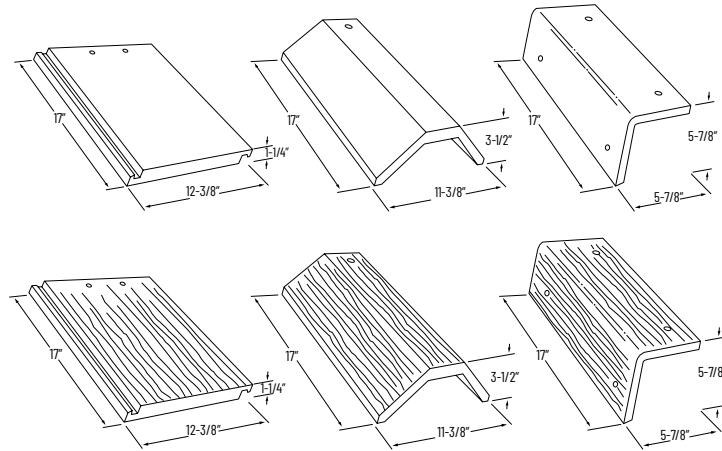
# Technical Specifications

## LOW PROFILES

### Bel Air, Sequoia

**88.5** Tiles per 100 sq ft with 3" headlap

**970** Approx. installed weight field tile per 100 sq ft

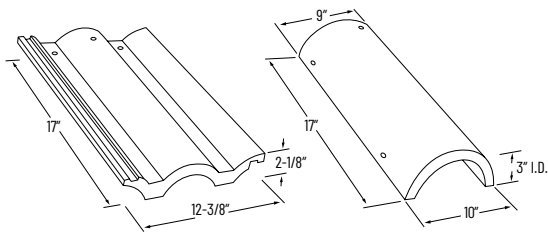


## HIGH & MEDIUM PROFILES

### Malibu

**88** Tiles per 100 sq ft with 3" headlap

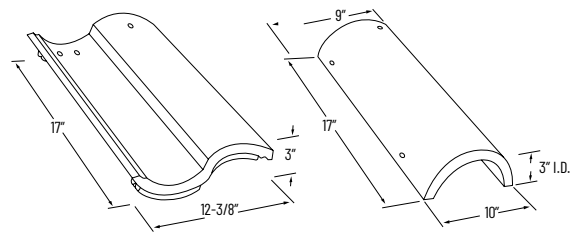
**770** Approx. installed weight field tile per 100 sq ft



### Capistrano

**88.5** Tiles per 100 sq ft with 3" headlap

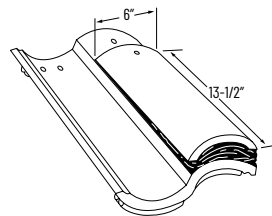
**880** Approx. installed weight field tile per 100 sq ft



### Boosted Tile

% used on roof	Approx. installed weight field tile per 100 sq ft
<b>10%</b> Application	<b>970</b>
<b>20%</b> Application	<b>1055</b>
<b>30%</b> Application	<b>1145</b>

Each Boosted Piece weighs approx. 4.8 lbs. (Not including Mortar)



# Visit an Eagle Design Center

A beautiful roof is one of the most important architectural elements of a home or building. So why not visit an Eagle Design Center, where you can see our huge selection of colors, textures, styles and products? Whether you need tile samples, design consultation, technical specifications, installation guides or more, our knowledgeable professionals are here to support you every step of the way.

**Call Today to Schedule  
Your Free Consultation!**

## Florida Design Centers

### Central Florida

#### Orlando/Altamonte Springs

402 Northlake Blvd., Suite 1028  
Altamonte Springs, FL 32701

Phone: 407-912-0508

### Southwest Florida

#### Fort Myers

17102 Alico Center Dr., #5  
Fort Myers, FL 33967

Phone: 239-292-8145

#### Venice

743 Shamrock Blvd.  
Venice, FL 34293

Phone: 941-376-6038

### South Florida

#### Broward Design Center

8346 W State Road-84.  
Davie, FL 33324

Phone: 954-551-0717

#### West Palm Beach

2820 Electronics Way  
West Palm Beach, FL 33407

Phone: 561-221-9873

*All Design Centers are by appointment only. Please call ahead.*



#### Corporate Offices

3546 N Riverside Ave  
Rialto, CA 92377

connect with us!



[eagleroofting.com](http://eagleroofting.com)

Eagle is proud to be affiliated with these organizations:

